


Charming Cross Stitch and Embroidery Designs for Quilt Blocks

The simple cross stitch has become very popular with the needle worker interested in quilt-making. Many charming quilts are produced by setting together squares upon which a simple cross-stitch or a combination of cross-stitch and embroidery is worked. These blocks are either 12, 15 or 18 inches square and are set together by alternating the worked block with a plain one or with a plait strip three or four inches wide as shown in design No. C700. The plain blocks or strips are usually of a color to harmonize with the color used in working the design.

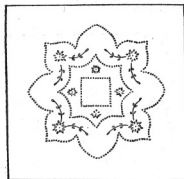
Another suggestion for setting the squares together, and which is used effectively in full size quilts is shown in crib quilt No. C713, where the alternating block is a pieced block of simple design.



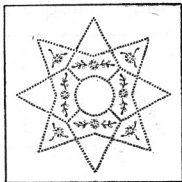
No. C700

12x12 inches

Ladies Art Company, 3835-37 Finney Ave., St. Louis, Mo.




No. C701
18x18 inches



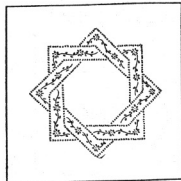
No. C702
18x18 inches



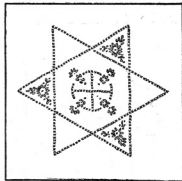
No. C714—12x12 inches



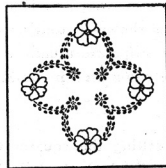
No. C715—12x12 inches



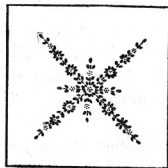
No. C703
15x15 inches



No. C704
15x15 inches




No. C716—12x12 inches



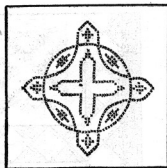
No. C717—12x12 inches

We Furnish Stamped Squares, also Perforated Stamping Patterns of All Our Designs.

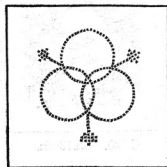
No. C701 to C704, inclusive, 18-inch squares, stamped on best muslin, 20c each; \$2.00 per dozen. On excellent quality sateen, 30c each; \$2.75 per dozen. Perforated patterns, 35c each.




No. C705
12x12 inches



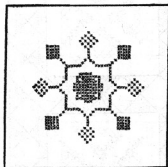
No. C706
12x12 inches



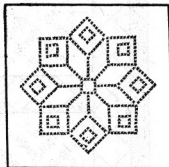
No. C707
12x12 inches




No. C708
12x12 inches



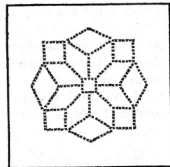
No. C709
12x12 inches



No. C710
12x12 inches



No. C711
12x12 inches

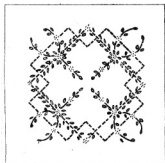


No. C712
12x12 inches

No. C700 and C705 to C712, and C714 to C721, inclusive, 12-inch squares, stamped on best muslin, 15c each; \$1.00 per dozen. On excellent sateen, 20c each; \$1.50 per dozen. Perforated patterns, 25c each.



C 719. 12x12 in.



C 720. 12x12 in.

Description C 718

A combination of embroidered squares and pieced patchwork makes a colorful and attractive quilt.


A shade of one of the colors used for the embroidery should be used in combination with white for the patchwork. A darker shade of the color used for the patchwork is used for the narrow border on the edge.

In the quilt illustrated twenty 12-inch embroidered squares are combined with 4-inch strips and border of patchwork, making a quilt 74x88 inches.


No. C 718. Twenty 12-inch squares stamped on best muslin with all white and colored material needed for patchwork and border, and paper pattern for patchwork, \$4.25; or on sateen, \$5.25.

When ordering mention color preferred.


Any other 12-inch block design may be selected in the place of one shown in the illustration.



C 721. 12x12 in.



C 718.



No. C713

No. C713, CRIB QUILT, 36x50

Eight $7\frac{1}{2} \times 7\frac{1}{2}$ -inch squares stamped on best white muslin, with colored and white material to make either plain or pieced alternating blocks, also material for strips, **\$1.75**. The same stamped on fine sateen, **\$2.25**. Perforated patterns of the eight bunny blocks, **75c**. Colored material may be had in blue or pink. When ordering, state what color desired.

MATERIAL FOR QUILTS

Old-fashioned oil calico, plain and figured, width 25 inches; per yard, **20c**. Sample of plain colored and figured, **5c**.

Best grade gingham in a beautiful selection of colors. Guaranteed not to fade. Used for applique material, plain blocks and strips. It is also a wonderful material for dresses. Width, 36 inches. Price, per yard, **65c**. Color samples, **5c**.

Superior grade sateen, in a variety of shades. The colors are fast, and will not fade. Width, 36 inches. Price, per yard, **65c**. Color samples, **5c**. Soft finish Lonsdale or Fruit of the Loom muslin, width, 36 inches. Price, per yard, **30c**.

Extra quality bed-puff cotton batting, 72x90 inches, weight $2\frac{1}{2}$ pounds, put up in box, **\$3.50**

Cotton batting, very best White Rose quality. Twelve ounce roll, **50c**.

5579




Sunday

5580



Monday

5575



Spring

5576



SUMMER

5582



Wednesday

5577



AUTUMN

5578



WINTER


5581

Tuesday



5583

Thursday



5584

Friday



5585

Saturday



Quilt Block Designs for Outline Stitch

The designs of the Sunbonnet Babies are stamped on nine inch squares and when worked with the simple outline stitch in one color, will make a delightful quilt for a child's bed.

Nine inch squares, stamped on best muslin, 10c, each; the set, 75c.

On sateen, 15c each; the set, \$1.00.

Perforated pattern, 12, each; the set, 85c.

Attractive Applique Patchwork Designs with Border

Applique patchwork or laid work, as it was called in the early days of its appearance, is done by placing pieces of colored material cut in motifs of the design on a background of plain material and securing them with fine stitches. In planning our selection of quilts, we have made a special effort to get outlines easily appliued without losing any of the attractiveness and beauty of the design.




DIRECTIONS FOR PAPER PATTERNS

We furnish patterns of all applique designs stamped on paper for tracing. A sheet of tracing paper is included with every pattern. These patterns consist of: (1) a complete full-sized block and border design, which is to be traced on material for background; (2) patterns of the motifs or parts of the design, such as flowers, leaves, stems, etc., which are to be cut out of the colored applique material. Each motive is numbered, and a corresponding number will be found on the part of background design to which it is to be applied. Price of paper pattern, 50c.

We also furnish these designs stamped on best grade of muslin or sateen. When ordering, be sure to state which is desired. Material for plain blocks and strips are included in the price given under the number of the design. The colored applique cloth is priced separately and is of the best color-fast material. See price under each number.



LADIES ART COMPANY, 3835-37 Finney Avenue, St. Louis, Mo.



No. 6018—POMEGRANATE

No. 6018—POMEGRANATE

This gorgeous old-fashioned pomegranate design, with its simple outlines, always appeals to the quilter.

Five appliqued and four plain sixteen-inch squares, with a twelve-inch appliqued border, make a quilt 72 x 72 inches.

The following colors are used for the applique flowers: green for the center, next apricot, then dark yellow, and light yellow. The leaves and stem are green.

The lines of this design are especially good to follow for quilting, while for the plain squares a simple conventional design should be used.

No. 6018—Five sixteen-inch squares and twelve-inch border stamped on best muslin, with four plain squares and paper pattern for applique parts, **\$2.75**; or on sateen, **\$3.75**. Colored applique material, **\$2.50**. - Paper pattern, 50c.

No. 6056—ROSE OF SHARON

This is not only an old favorite, but continues to be a favorite among modern quilt-makers. It hardly needs any suggestions as to colors, for the very name Rose of Sharon suggests rose and lavender for flowers and buds, with green for stem and leaves.

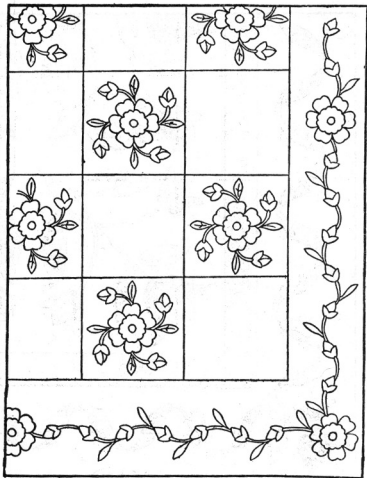
Fifteen twelve-inch appliqued squares and fifteen twelve-inch plain squares with an eight-inch applique border make a quilt 76x88.

The quilting should be done in a conventional design with border to match.


No. 6056—Fifteen twelve-inch squares and eight-inch border stamped on best muslin, with fifteen plain twelve-inch squares and paper pattern for applique parts, **\$3.00**; or on sateen, **\$4.00**. Colored applique material, **\$1.85**. Paper pattern, **50c**.

All colored applique material is of Peter Pan gingham, boil-proof and sun-proof, and guaranteed not to fade.

When quilts are ordered stamped on sateen, which in all instances is \$1.00 more than on muslin, colored applique material will also be of sateen.



No. 6056—ROSE OF SHARON




No. 6060—TULIP

Four twenty-four inch applique squares form the center of this handsome quilt. Between the center and the twelve-inch applique border is a four-inch plain strip. This makes the quilt 80x80 inches.

The flowers are appliqued in three shades of either yellow, pink or lavender; yellow and two shades of pink are also often used with splendid effect. For the leaves and stems use two shades of green.

As in all large designs, the quilting is best done by following the lines of applique. For the four-inch strips and the background of the border, use a small geometric design.

No. 6060—Four twenty-four-inch squares and twelve-inch border stamped on best muslin, with four four-inch strips $1\frac{1}{2}$ yards long and paper patterns for applique parts, **\$3.00**, or on sateen, **\$4.00**. Colored applique material, **\$3.00**. Paper pattern, **50c**.



No. 6065 PANSY DESIGN

This design may be worked out in two shades of yellow, or two shades of lavender for the applique on flowers and buds, with green for leaves and stems.

White material should be used for the attractive 8-inch border. On this, two rows of scallops are appliqued in the two shades of either yellow or lavender. The strips between the blocks are of the lighter shade used in the border with connecting squares of white.

The scallop on the border furnishes an excellent quilting design, which can be carried out in rows as on border to the center of the quilt.

No. 6065, size 76 x 92. Twenty 12-inch squares with 8-inch border, stamped on best muslin with paper pattern for applique parts,—\$2.50; or on sateen,—\$3.75. Colored applique material, \$4.50. Paper pattern, 50c.

All colored material furnished for our quilt sets is of boil and sun proof Peter Pan Gingham, and of the best grade of sateen.

When ordering, mention color preferred.


We furnish perforated patterns of all our quilting designs. The price and size is given below each design. The patterns are perforated on a very high grade of bond paper, and will last indefinitely. They are transferred to the material by means of stamping powder or stamping wax. It is best to use the powder for stamping articles to be quilted, as any part of the outline not covered by the stitches can be rubbed off with a clean cloth without marring the work. To stamp with powder, place the pattern on the material with the rough side up and secure so that it will not move; cover a soft cloth or poncet with powder and rub over the pattern. Then remove pattern and a clear outline of the design will be on the material. Stamping powder, white or blue, **15c** per box; two boxes, for **25c**.

Stamping wax is used to transfer designs for embroidery work or work where the outline is entirely covered. To stamp, place the pattern on the material with the smooth side up and secure so that it will not move. Take a soft cloth or poncet, moisten with benzine or gasoline, rub over the wax, and then over the pattern; carefully remove the pattern, and the design will be clearly stamped on the material. Stamping wax is made in black, white, and blue, and put up in cakes. Price, **25c**.



Q32. 9-in. square, **15c**

We also take orders for special perforating. If you have any designs of which you would like perforated patterns, submit the design to us and we will gladly quote you prices.

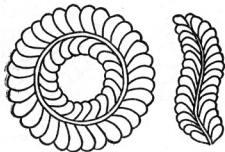


Q33. 12-in. square, **20c**

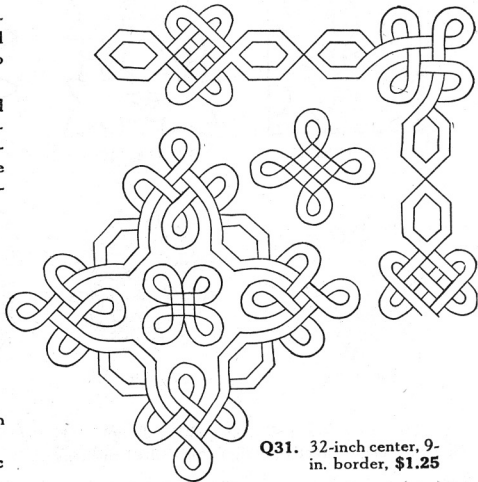
QUILTING DESIGNS FOR ALL PURPOSES

Some of these designs are especially adapted for bed-puffs, cushions, chair-backs and many other articles for which quilting is so much in vogue now.


Any of our quilting designs shown here and in our quilt Pattern Book make very good center designs for quilted cushions. Very charming pillows may be made by quilting the space surrounding the center figure with a small geometrical design.




- Q30.** Choice of 6, 8, 10 or 12-inch circle, with
4 x 11 inch feather, 40c
18-inch circle, 5 x 15 inch feather, 50c




- Q31.** 32-inch center, 9-
in. border, \$1.25



Q1. 13 in. 15c




Q2. 13 in. 15c



Q3. 13 in. 15c



Q4. 12 in. 15c



Q6. 12 in. 15c



Q7. 11 in. 20c




Q8. 12 in. 20c

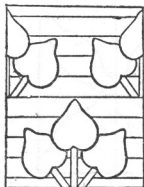


Q9. 11 in. 20c


Q1, 2, 3, and 4 are all-over quilting designs. Q6, 7, 8, and 9 are four of our popular designs for blocks. They also make effective designs for quilted cushions.



Q 5. 13 in. 15c



Q 11. 17x22 25c



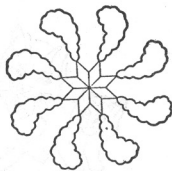
Q 12. 17x22 25c




Q 13. 17x22 25c




Q 10. 13 in. 20c



Q 16. 15 in. 20c




Q 17. 12 in. 15c

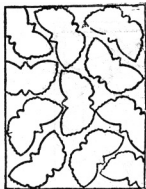


Q 18. 13 in. 15c


Q 5, 11, 12, 13, and 18 form another group of attractive all-over designs. One half Q 5 and 11 will serve as excellent border design, so will one or two rows of the star and crescent design, Q 13. Q10, 11, and 17 are designs for square and centers.



Q 14. 17x22 25c




Q 15. 17x22 25c




Q 21. 9 in. 15c



Q 22. 10x13 15c



Q 19. 13 in. 15c



Q 20. 16 in. 20c




Q 23. 8x22 25c

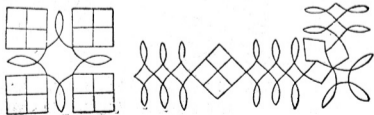
No. Q 15, 19 and 21 are all-over patterns with simple outline, which are easily followed in quilting. No. Q 20, 21 and 22 are designs especially suitable for centers of quilts, and No. Q 23 for the border of nursery quilts.




Q 24. 9 in. sq., 7 in. bor. 50c
12 in. sq., 10 in. bor. 60c



Q 25. 32 in. wreath, 9 in. bor. \$1.25




Q 26. 6 in. sq., 5 in. bor. 30c
11 in. sq., 7 in. bor. 40c




Q34. 34-inch center, 7-inch border, \$1.25



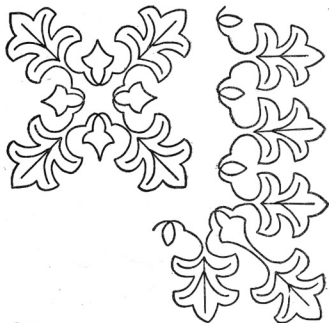
Q35. 9-in. square, 5-in. border, 35c
12-in. square, 7-in. border, 50c



Q36. 12-inch circle, 6-inch border, 50c




Q37. 9-inch square, 5-inch border, 30c




Q39. 15-inch square, 9-inch border, 50c




Q38. 13x21½ inches, 35c




Q 40. 12 in. sq., 6 in. bor. 35c
16 in. sq., 9 in. bor. 45c



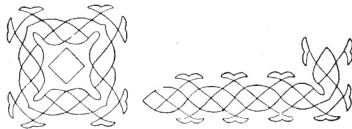
Q 41. 12 in. sq., 6 in. bor. 35c
16 in. sq., 9 in. bor. 45c



Q 27. 9 in. sq., 4 in. bor. 30c
12 in. sq., 6 in. bor. 35c



Q 28. 6 in. sq., 5 in. bor. 30c
9 in. sq., 7 in. bor. 35c




Q 29. 9 in. sq., 4 in. bor. 30c
12 in. sq., 7 in. bor. 35c



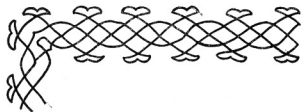
Q 42



Q 43



Q 44



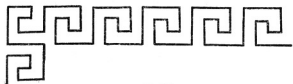
Q 45

QUILTING DESIGNS WITH CORNER

Specially designed for
quilting strips between
blocks and narrow bor-
ders.

No. Q 42 to 49 inclusive:

- 2 in. wide . . . 15c, each
- 3 in. wide . . . 20c, each
- 4 in. wide . . . 25c, each
- 5 in. wide . . . 30c, each



Q 46




Q 47



Q 48



Q 49



Q 50. 9 in. sq., 5 in. bor. 30c
15 in. sq., 7 in. bor. 40c



Q 51. 27x32 in. center, 10 in. border, \$1.25



Q 52. 7 in. sq., 15c



Q 53

Q 53. Feather Design Oval.
Size 14x17, 30c; size 23x28, 75c



Q 54



Q 55



Q 56




Q 57



Q 58



Q 59




Q60, 9-inch border with triangle, 14 x 15 for corner, \$1.25. The four triangles when stamped with points to the center form an attractive design for the center of the quilt.

No. Q54 to Q59, inclusive, 6 in., 12c each. Set of six designs, 50c. These small blocks when stamped in a row form a good design for 6 or 7 inch border.

QUILT PATTERN BOOK

Patchwork and Applique

New Revised Addition



Every one interested in quilt making should have one of these books. It contains over five hundred printed illustrations of old and new designs for pieced and applique quilt blocks, with detailed instructions for making the complete quilt, beginning with the making of the pattern to the finishing of the edge.

To our patrons, who have one of our earlier editions, we recommend this new book, as we have added a number of new designs and other attractive features.

PRICE OF BOOK, 25 CENTS

Ladies Art Co., 3835-37 Finney Ave., St. Louis, Mo.

6119.45.2