




Mrs Hazell So Weiss, Pulaski, Iowa.




A Few Ways of Putting the Blocks Together



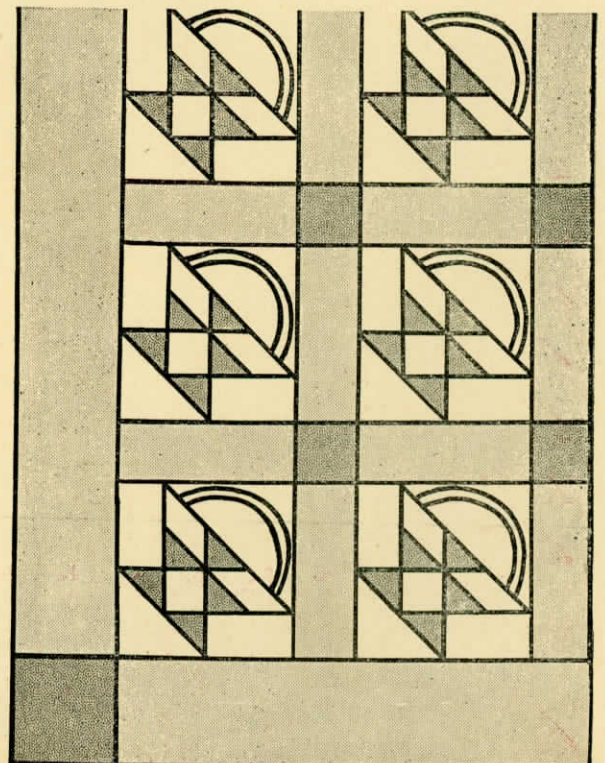
Pattern No. 1 Showing the effect of combining with a continuous pattern English chintz.



Pattern No. 291 A unique way of finishing the border by using a part of the block pattern.



Pattern No. 269 An unusual and attractive method of combining blocks with squares and bands.



Pattern No. 316 This demonstrates the use of small squares in repeating the color of the basket with lighter shades for bands and border.

PRICE LIST OF PATTERNS SHOWN IN THE QUILT PATTERN BOOK

Patterns for pieced blocks, **15c** each; 2 for **25c**; 5 for **50c**; 12 for **\$1.00**.

Each pattern is put up in a numbered envelope and consists of a colored cardboard diagram of the design, showing how many pieces of each part are needed and how they are put together, and all the parts of the paper pattern needed for the cutting patterns for making the block.

Colored cardboard diagram without the pattern, **5c** each; 7 for **25c**; 15 for **50c**; 25 for **\$1.00**.

Applique block patterns without border, shown on pages 24 and 25, **35c** each; 3 for **\$1.00**.

Applique block patterns, Nos. 6061, 6062, 6063 and 6064, with border, **50c** each.

Each applique pattern is put up in an envelope and consists of the complete block design of the size given below the illustration, stamped on paper for tracing and a sheet of tracing paper, and the various motifs stamped on paper to be cut out and used for cutting patterns.

ORDER ALL PATTERNS BY NUMBER PRINTED UNDER DESIGN

MATERIALS

Old-fashioned oil calico, figured. Width, 36 inches. Price, per yard, **25c**.

Plain colored oil calico. Width, 24 inches. Price, per yard, **20c**. Color samples of plain and figured oil calico, **5c**.

Chambray in plain fast colors. Width, 32 inches. Price, per yard, **25c**. Color samples, **3c**.

Chintz-Prints, small figures, guaranteed fast color. Width, 36 inches. Price, per yard, **25c**. Color samples, **3c**.

Peter Pan gingham in a beautiful selection of colors, guaranteed not to fade. Width, 36 inches. Price, per yard, **65c**. Color samples, **5c**.

Superior grade sateen in a variety of shades. The colors are fast. Width, 36 inches. Price, per yard, **56c**. Color samples, **5c**.

Cotton batting, very best White Rose. Twelve ounce roll, **45c**.

Sheet wadding, 72x90, put up in roll, **95c**.

Extra quality bed-puff cotton batting, 72x90, weight 2½ pounds, put up in box, **\$3.50**.

QUILTING

Hand-quilting **\$7.00** to **\$15.00**, according to the pattern.

Machine-quilting **\$5.00** to **\$10.00**, according to the pattern.

These prices include the finishing of the edge with plain binding, but no material is furnished.

Edges finished with scallop, **50c** extra. With points, **\$1.00** extra.

QUILTS

Complete quilts made from any design in this book. Prices range from **\$25.00** to **\$40.00**. Write for estimate.

PRICE LIST OF FINISHED BLOCKS

No.	Each	Per Dozen	No.	Each	Per Dozen	No.	Each	Per Dozen	No.	Each	Per Dozen	No.	Each	Per Dozen
1	\$.035	\$4.00	28	.45	5.00	54	.85	10.00	81	.70	8.00	106	.45	5.00
2	.45	5.00	29	.70	8.00	55	.85	10.00	82	.60	7.00	107	.50	5.50
3	.35	4.00	30	.60	7.00	56	.85	10.00	83	.50	5.50	108	.60	7.00
4	.60	7.00	31	.50	5.50	57	.35	4.00	84	.50	5.50	109	.60	7.00
5	.35	4.00	32	.35	4.00	58	.60	7.00	85	.50	5.50	110	.85	10.00
6	.85	10.00	33	.40	4.50	59	.35	4.00	86	.50	5.50	111	.50	5.50
7	.45	5.00	34	.60	7.00	60	.70	8.00	87	.50	5.50	112	.35	4.00
8	.60	7.00	35	.60	7.00	61	.70	8.00	88	.45	5.00	113	.85	10.00
9	1.25	14.50	36	.35	4.00	62	.60	7.00	89	.40	4.50	114	.60	7.00
10	.35	4.00	37	.40	4.50	63	.70	8.00	90	.40	4.50	115	.35	4.00
11	.45	5.00	38	.70	8.00	65	.60	7.00	91	.60	7.00	116	.85	10.00
12	.45	5.00	39	.60	7.00	66	.70	8.00	92	1.00	11.50	117	.85	10.00
13	.35	4.00	40	.60	7.00	67	1.25	14.50	93	1.00	11.50	118	.60	7.00
14	.60	7.00	41	1.00	11.50	68	.70	8.00	94	.35	4.00	119	.35	4.00
15	.70	8.00	42	.45	5.00	69	.60	7.00	95	.40	4.50	121	.60	7.00
18	.35	4.00	43	.35	4.00	70	.70	8.00	96	.35	4.00	122	.60	7.00
19	.45	5.00	44	.85	10.00	72	.75	8.50	97	.50	5.50	123	.60	7.00
20	1.50	17.50	46	.85	10.00	73	.85	10.00	98	.35	4.00	124	.60	7.00
21	.70	8.00	47	.40	4.50	74	1.00	11.50	99	1.25	14.50	125	.40	4.50
22	.70	8.00	48	.50	5.50	75	1.25	14.50	100	.45	5.00	126	.60	7.00
23	.70	8.00	49	.50	5.50	76	.35	4.00	101	.40	4.50	127	.35	4.00
24	.50	5.50	50	.85	10.00	77	.40	4.50	102	.50	5.50	128	.45	5.00
25	.35	4.00	51	.85	10.00	78	.35	4.00	103	.50	5.50	129	.45	5.00
26	.40	4.50	52	.60	7.00	79	.50	5.50	104	.50	5.50	130	.50	5.50
27	.70	8.00	53	1.00	11.50	80	.50	5.50	105	.45	5.00	131	.50	5.50

LADIES ART COMPANY, — 3835 Finney Ave., — ST. LOUIS, MO.

PRICE LIST OF FINISHED BLOCKS

No.	Each	Per Dozen	No.	Each	Per Dozen	No.	Each	Per Dozen	No.	Each	Per Dozen	No.	Each	Per Dozen
132...	.50	5.50	204...	.35	4.00	275...	.50	5.50	347...	.40	4.50	418...	1.25	14.50
133...	.70	8.00	205...	.45	5.00	276...	.35	4.00	348...	.40	4.50	419...	.40	4.50
134...	.70	8.00	206...	.35	4.00	277...	.35	4.00	349...	.40	4.50	420...	.60	7.00
135...	.70	8.00	207...	.35	4.00	278...	.45	5.00	350...	.40	4.50	421		
136...	.50	5.50	208...	.35	4.00	279...	.35	4.00	351...	.35	4.00	to		
137...	.35	4.00	209...	.60	7.00	280...	.45	5.00	352...	.45	5.00	446 incl.	.50	each
138...	.45	5.00	210...	.45	5.00	281...	.60	7.00	353...	.40	4.50	447...	1.25	14.50
139...	.60	7.00	211...	1.50	17.00	282...	.50	5.50	354...	.90	10.50	448...	1.00	11.50
140...	.60	7.00	212...	.85	10.00	283...	.85	10.00	355...	.90	10.50	449...	1.00	11.50
141...	.35	4.00	213...	.35	4.00	284...	.50	5.50	356...	.45	5.00	450...	.50	5.50
142...	.60	7.00	214...	.50	5.50	285...	1.00	11.50	357...	.60	7.00	451...	.40	4.50
143...	.45	5.00	215...	.50	5.50	286...	.75	8.50	358...	.40	4.50	452...	.45	5.00
144...	.60	7.00	216...	.45	5.00	287...	.35	4.00	359...	.75	8.50	453...	.85	10.00
145...	.50	5.50	217...	.50	5.50	288...	.85	10.00	360...	.35	4.00	454...	.40	4.50
146...	.60	7.00	218...	.45	5.00	289...	.85	10.00	361...	.85	10.00	455...	.35	4.00
147...	.45	5.00	219...	.70	8.00	290...	1.00	11.50	362...	.35	4.00	456...	.40	4.50
148...	.40	4.50	220...	.50	5.50	291...	.85	10.00	363...	.40	4.50	457...	.35	4.00
149...	.50	5.50	221...	.45	5.00	292...	.50	5.50	364...	.45	5.00	458...	.40	4.50
150...	.35	4.00	222...	1.00	11.50	293...	.85	10.00	365...	.45	5.00	459...	.85	10.00
151...	.45	5.00	223...	.60	7.00	294...	1.00	11.50	366...	.35	4.00	461...	.50	5.50
152...	.35	4.00	224...	.60	7.00	295...	1.00	11.50	367...	.90	10.50	462...	.35	4.00
153...	.35	4.00	225...	.35	4.00	296...	.40	4.50	368...	.35	4.00	463...	1.00	11.50
154...	.45	5.00	226...	.50	5.50	297...	.85	10.00	369...	.45	5.00	464...	.35	4.00
155...	.45	5.00	227...	.50	5.50	298...	.40	4.50	370...	.35	4.00	465...	.35	4.00
156...	.45	5.00	228...	.50	5.50	299...	.75	8.50	371...	1.25	14.50	466...	.40	4.50
157...	.35	4.00	229...	.45	5.00	300...	.75	8.50	372...	.90	10.50	467...	.50	5.50
158...	.45	5.00	230...	.85	10.00	301...	1.50	17.00	373...	.60	7.00	468...	.45	5.00
159...	.45	5.00	231...	.45	5.00	302...	.75	8.50	374...	1.25	14.50	469...	.50	5.50
160...	.45	5.00	232...	.50	5.50	303...	.70	8.00	375...	.50	5.50	470...	.50	5.50
161...	.45	5.00	233...	.35	4.00	304...	.45	5.00	376...	.40	4.50	471...	.40	4.50
162...	.60	7.00	234...	.45	5.00	305...	.70	8.00	377...	.60	7.00	472...	.50	5.50
163...	.45	5.00	235...	.70	8.00	306...	.50	5.50	378...	.60	7.00	473...	.45	5.00
164...	.35	4.00	236...	.60	7.00	307...	.70	8.00	379...	.60	7.00	474...	.45	5.00
165...	.45	5.00	237...	.45	5.00	308...	.70	8.00	380...	.85	10.00	475...	.45	5.00
166...	.50	5.50	238...	.45	5.00	309...	1.50	17.00	381...	.50	5.50	476...	.45	5.00
167...	1.75	20.00	239...	.35	4.00	310...	.75	8.50	382...	.45	5.00	477...	.40	4.50
168...	.50	5.50	240...	1.25	14.50	311...	.50	5.50	383...	.60	7.00	478...	.45	5.00
169...	.50	5.50	241...	.70	8.00	312...	.60	7.00	384...	.40	4.50	479...	.50	5.50
171...	.45	5.00	242...	.70	8.00	313...	.45	5.00	385...	.50	5.50	480...	.35	4.00
172...	.45	5.00	243...	.70	8.00	315...	.45	5.00	386...	.70	8.00	481...	.70	8.00
173...	.45	5.00	244...	.45	5.00	316...	.50	5.50	387...	.45	5.00	482...	.35	4.00
174...	.45	5.00	245...	.45	5.00	317...	.45	5.00	388...	.70	8.00	483...	.35	4.00
175...	.45	5.00	246...	.45	5.00	318...	.45	5.00	389...	.50	5.50	484...	.50	5.50
176...	1.00	11.50	247...	.45	5.00	319...	.35	4.00	390...	.85	10.00	485...	.35	4.00
177...	1.00	11.50	248...	.45	5.00	320...	.35	4.00	391...	.70	8.00	486...	.40	4.50
178...	.75	8.50	249...	.35	4.00	321...	.75	8.50	392...	.50	5.50	487...	.60	7.00
179...	.45	5.00	250...	.50	5.50	322...	.40	4.50	393...	.85	10.00	488...	.85	10.00
180...	.60	7.00	251...	.35	4.00	323...	.35	4.00	394...	.50	5.50	489...	.70	8.00
181...	.50	5.50	252...	.45	5.00	324...	.35	4.00	395...	.60	7.00	490...	.60	7.00
182...	.40	4.50	253...	.45	5.00	325...	1.00	11.50	396...	.60	7.00	491...	.50	5.50
183...	.60	7.00	254...	.45	5.00	326...	.60	7.00	397...	.35	4.00	492...	.85	10.00
184...	.75	8.50	255...	.45	5.00	327...	.60	7.00	398...	.50	5.50	493...	1.00	11.50
185...	.70	8.00	256...	.50	5.50	328...	.50	5.50	399...	.60	7.00	494...	1.00	11.50
186...	1.00	11.50	257...	.45	5.00	329...	.45	5.00	400...	.50	5.50	495...	.75	8.50
187...	1.00	11.50	258...	.70	8.00	330...	.45	5.00	401...	.60	7.00	496...	.75	8.50
188...	.60	7.00	259...	.45	5.00	331...	.35	4.00	402...	.60	7.00	497...	1.00	11.50
189...	1.00	11.50	260...	.85	10.00	332...	.50	5.50	403...	.60	7.00	498...	1.00	11.50
190...	.70	8.00	261...	.35	4.00	333...	.35	4.00	404...	.85	10.00	499...	1.00	11.50
191...	.40	4.50	262...	.45	5.00	334...	.45	5.00	405...	.70	8.00	500...	1.00	11.50
192...	.35	4.00	263...	.45	5.00	335...	.45	5.00	406...	.70	8.00	501...	.50	5.50
193...	1.75	20.00	264...	.35	4.00	336...	.45	5.00	407...	.45	5.00	502...	.50	5.50
194...	.40	4.50	265...	.35	4.00	337...	.40	4.50	408...	.85	10.00	503...	.60	7.00
195...	.35	4.00	266...	1.75	20.00	338...	.40	4.50	409...	.70	8.00	504...	.35	4.00
196...	.35	4.00	267...	.60	7.00	339...	.40	4.50	410...	.85	10.00	505...	.85	10.00
197...	.50	5.50	268...	.60	7.00	340...	.40	4.50	411...	.70	8.00	506...	.35	4.00
198...	.35	4.00	269...	.60	7.00	341...	.40	4.50	412...	.70	8.00	507...	.50	5.50
199...	.35	4.00	270...	.35	4.00	342...	.40	4.50	413...	.90	10.50	508...	1.75	20.00
200...	.35	4.00	271...	.45	5.00	343...	.40	4.50	414...	1.00	11.50	509...	1.00	11.50
201...	.60	7.00	272...	.45	5.00	344...	.40	4.50	415...	1.50	17.00	510...	1.00	11.50
202...	.50	5.50	273...	.90	10.50	345...	.40	4.50	416...	.85	10.00			
203...	.60	7.00	274...	.50	5.50	346...	.40	4.50	417...	1.00	11.50			

The blocks are made only in the size given below the illustration of this design. We make the design in any combination of colors desired, using the best muslin and colored materials.

QUILT PATTERN BOOK

Patchwork, both pieced and appliqued, is one of the oldest forms of decorative needlework. It was used for various decorative purposes in many parts of Europe as early as the twelfth century. Quilting is another branch of needlework dating back to medieval times. Fine specimens made centuries ago are still found in many parts of Europe.

The inspiration of the present day patchwork quilt making, however, comes from the pioneer women of our own country, who, by their ingenuity and thrift developed it into both a useful and decorative art, which has been pursued by thrifty housewives down to the present generation.

In the early days of our country when material was not so plentiful and when most of it was hand-woven and hand-dyed, every scrap was saved and carefully put away to be used later in the making of some pieced or appliqued quilt.

The patterns for these quilts were often designed to suit the material on hand; others were carefully planned and the material dyed in suitable colors to carry out the design. Many quaint and beautiful patterns were thus produced by our resourceful ancestors and handed down from generation to generation. The new ideas of each generation produced new designs or varied the old ones by the use of different colors or arrangements.

The continued interest in quilt making is readily explained; it is useful, economical and decorative. The charm and dignity which a patchwork quilt with its quaint design and cheerful colors gives to a room, in addition to its practical usefulness, has inspired many to undertake the making of a quilt. The ease with which the work is done has also added greatly to its popularity; a knowledge of plain sewing, neatness and accuracy are the only requirements.

The collection of old and new designs for patchwork quilts shown on the following pages offers an endless variety, both in pieced and applique patterns which should meet the needs and taste of every quilter.

In the making of a quilt the first step to be considered is a design or pattern of which there are two kinds, the pieced and applique.

Pieced patchwork is made by sewing the parts of the pattern together to form a design or block.

In applique patchwork the parts of the design are cut out of material of different colors and applied on a background to which they are secured with fine stitches.

THE MAKING OF PATTERNS

Designs for pieced blocks are made up of squares, triangles, diamonds, bars, circles or parts of circles. Patterns without curves and those which require only a few parts for making the design may be made by folding a square of paper to make the parts needed for the cutting pattern. The square of paper should be the exact size desired for the finished block. Fold and refold the square into 4, 8, or 16 smaller squares, the number depending on the design to be made. The pattern is then made by cutting the squares into large or small squares and then folding and cutting triangles, diamonds, bars or any shape needed to make the design. The paper patterns thus made are then used for cutting the material for the blocks.

For the more elaborate designs the pattern will have to be drawn. This will not be difficult if the method shown in the illustrations is used.

When drawing designs for pieced patterns it will be a great help to use paper which comes ready ruled into small squares; this will save time and labor and will be an accurate guide for dividing the squares into the spaces needed for the design. The square should be drawn the size desired for the block so that the pieces needed for the cutting pattern will be the correct size. It is only necessary to draw a portion of the design to obtain the pieces needed for the cutting pattern.

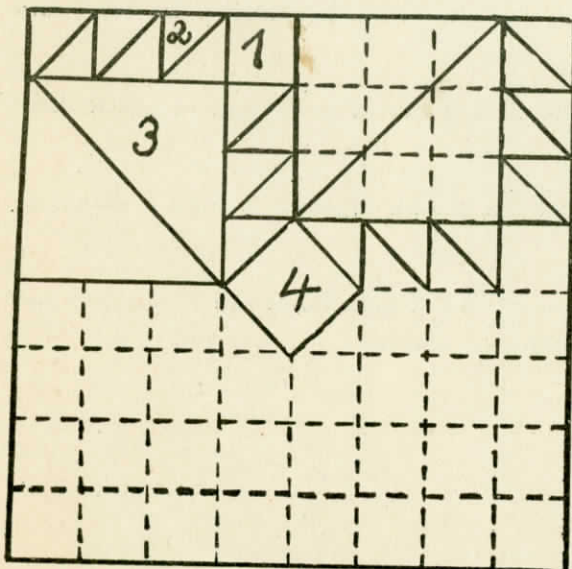
The first illustration shows design No. 27. For this pattern an 18 inch square is divided into sixty-four 2 inch squares. The dotted line outlines the squares, the solid lines are drawn in to form the design. The parts numbered 1, 2, 3, 4.

The second illustration is design No. 29 and shows how curved lines are introduced. The 16-inch square is divided into sixteen 4-inch squares; then the four 4-inch squares in the center are each divided into 16 1-inch squares which form a guide for the three quarter circles, which are drawn with a compass from point to point as shown. If a compass is not handy, an inverted plate or any round object that will fit the space, may be used. It was necessary to draw one-half of this design to obtain the parts Nos. 1, 2, 3, needed for the cutting pattern.

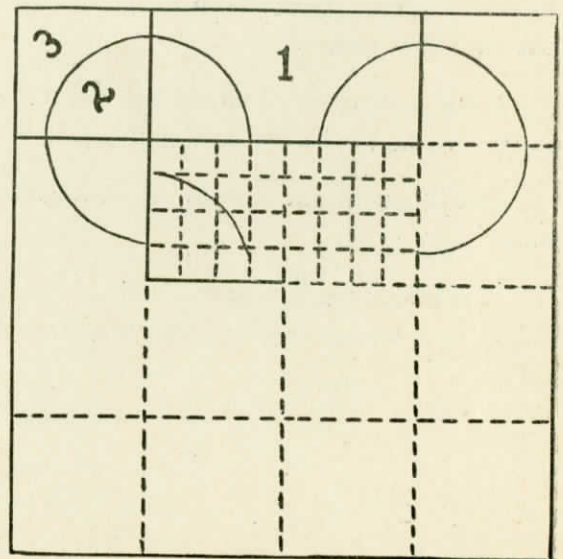
In the making of applique patterns the procedure is somewhat different. A square is drawn the size desired for a block and divided by drawing lines from the center of the sides to the same point of the opposite sides, and diagonally across from corner to corner. When the lines are correctly drawn, they will meet in the center of the square, and will form a properly spaced foundation for the building of the applique design.

The motifs for the design should be drawn separately, and cut out of heavy paper or cardboard. Build the design by placing the cardboard patterns of the motifs in the desired positions on the foundation square, and transferring them by tracing around the edge with pencil. When all the motifs are drawn on the square, fill in the connecting lines and stems.

Both the complete design and cardboard motifs will be needed for patterns when making the applique block. The material for applique motifs are cut from the cardboard pattern and the complete design is traced on the background block. No special artistic talent is necessary for the drawing of motifs and arranging them into designs for applique blocks. Observation of familiar objects and a little perseverance will soon enable anyone to copy or draw forms and motifs for a pattern and with a foundation square correctly drawn and spaced it will not be difficult to build the design.



No. 27



No. 29

MAKING THE BLOCK

Having selected and prepared the pattern, the next step is the cutting and sewing of the patches. In a pieced block pattern it is important that all the pieces needed for the design are cut as accurately as possible; the allowance for seams which should be one-fourth inch uniform; and the joining by hand or machine perfectly straight.

The method of using an applique block pattern is different from that of a pieced block; both the complete design and the various cardboard motifs are needed. The same care is necessary in cutting out and preparing the patches.

The complete design is transferred by the use of carbon paper to the plain background block. The material for the applique motifs is cut by the cardboard patterns, allowing one-fourth inch for turning. After the applique motif is cut, the edges are turned over the cardboard pattern, and pressed with a warm iron. In the case of round motifs it is best to gather the edges of the material, stretch smoothly over the cardboard pattern and press. Remove from cardboard by cutting the gathering thread. When all the motifs are cut and prepared in this manner they are placed in position on the block and carefully basted on. For stems and connecting lines, bias strips are used and no pattern is necessary. The bias strip should be cut the width needed for the design, with the usual one-fourth inch additional for turning under. When a bias strip is applied on a curved line, it is best to baste first along the inside edge; the material can then be stretched until it lies flat along the outer edge of the outline and the strip will be smooth and even and without gathers. After all the applique parts are basted on the blocks, they are then sewed down with small, even stitches. The secret of success in making either a pieced or appliqued quilt depends on accurate and neat workmanship in making the blocks.

SETTING THE BLOCKS TOGETHER

The manner in which the blocks are set together requires careful consideration as the effect produced in the completed quilt depends in a great measure upon the way in which this is done.

The use of plain blocks or bands of various widths is very effective and is especially good for designs representing objects, such as stars, flowers, baskets, trees, etc.

Other patterns are best set together without bands or plain blocks for the joining of these designs often produces other designs which give to the whole a surprisingly beautiful effect.

When continuous patterns, such as Nos. 8, 46 or 128 and others shown in this book, are used the parts of the pattern are sewed together in succession until the desired length and width are obtained.

A number of ways of setting the blocks together are shown on inside front cover page. The method to be used for any individual quilt will depend on the design selected. After a number of blocks have been made, it is a good plan to arrange them in a square on the bed or table in various ways. This will show the effect of the blocks in different settings and will help in selecting the most effective way of putting the quilt together.

HOW TO FINISH THE QUILT

After all the blocks are made and evenly joined, the quilt top is then ready for the lining and interlining or filling. The interlining should be outing flannel, sheet wadding or cotton batting; the latter being preferred by the experienced quilter. Being of softer texture, it brings out the lines of the quilting design and the fine stitches used in the execution of it, of which every quilter is so justly proud.

The lining or underside of the quilt may be cut larger than the top and interlining, allowing $1\frac{1}{2}$ inches on all four sides. It may then be turned over to the top and hemmed down, making a neat finish for the edge of the quilt.

QUILTING

When the top, interlining and lining are all smooth and evenly spread into place and basted together, they are then ready for the quilting, which is done either by hand or machine. Busy housewives have resorted to the latter method with satisfactory results, but there is in hand-quilting a distinction which adds greatly to the beauty and value of the quilt, and is, therefore, preferred to machine quilting.

When the quilting is done by hand, it is sewed or fastened to a frame made for the purpose, or a strong curtain stretching frame on which heavy canvas has been tacked may be used. After the quilt is fastened to the frame, the design is marked on and outlined with a small, evenly made running stitch, through all three thicknesses.

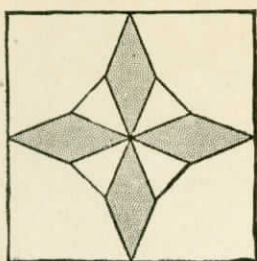
The possibilities in quilting are endless and it is here that the artistic side of the quilter has free scope. Many individual ideas can be carried out and drawn with rule and compass from the designs shown in this book. Small continuous designs, such as No. 463, are very effective, as are, also, lines crossing each other diagonally forming small squares, or rows of scallops, arranged as in pattern No. 62. Then there is the very simple and attractive way of quilting by following the outline of the design in the block, and using, for intervening spaces, a small geometric design. This combination always produces pleasing results and is used by many quilters.

MATERIAL NEEDED

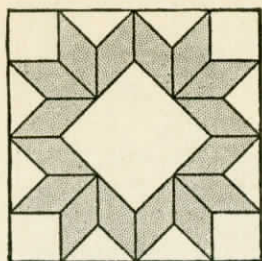
The amount of material needed for a pieced quilt is from five to seven yards, according to the size of the quilt. The number of yards required of each color depends on the the pattern, the size of the quilt, and the method of setting the blocks together. All these things are a matter of individual taste, and it is impossible to determine the exact amount of each color before these details are decided.

The amount of each color needed for a quilt made by a pattern of one part and where equal amounts of two colors are used as in Nos. 345 and 348 can be easily estimated. These blocks are 13x13 inches, and it will take 36 blocks to make a quilt 78x78 inches, and will require 5 yards of 36-inch wide material, 2½ yards of each color. For a quilt 78x91 inches it will take 42 blocks and will require 6 yards of 36-inch wide material, or 3 yards of each color.

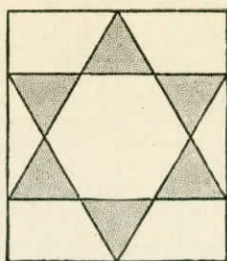
When using patterns of more parts, the following method will give you as near as possible the amount of each color needed for a quilt: Make a cardboard pattern, allowing one-fourth inch for seams, of all the parts needed for the design. After the colors have been decided, take the parts for which the same color is to be used and trace on a piece of paper, as close together as possible, as many pieces as are needed of these parts for one block. Then trace in the same manner the parts of the other colors, each on a separate piece of paper. Measure the space it takes for each color and multiply by the number of blocks to be made. The amount needed for plain blocks, strips and border can be measured by their size.



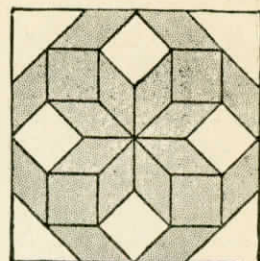
No. 1 Size 9 in.
Beautiful Star.



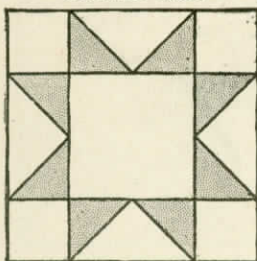
No. 2 Size 13 in.
Star of Many Points.



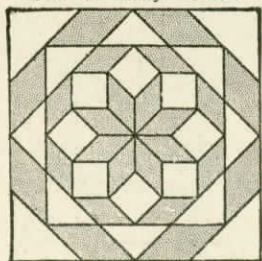
No. 3 Size 12x10
Star of Bethlehem.




No. 4 Size 15 in.
Rolling Star.



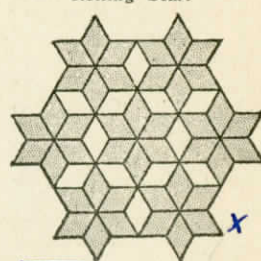
No. 5 Size 9 in.
Evening Star.



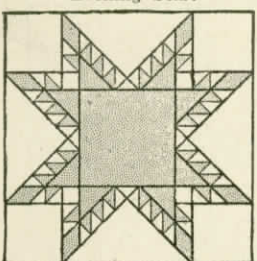
No. 6 Size 18 in.
Star and Chains.



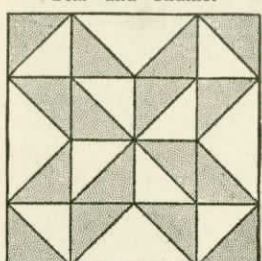
No. 7 Size 12 in.
Morning Star.



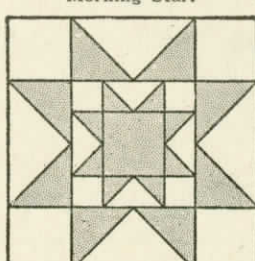
No. 8 Size 17 in.
Seven Stars.



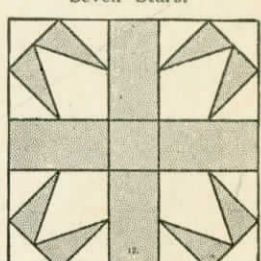
No. 9 Size 20 in.
Feather Star.




No. 10 Size 9 in.
Star Puzzle.



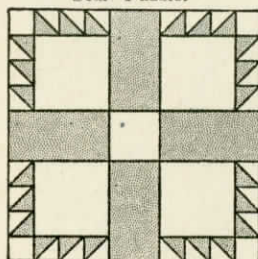
No. 11 Size 15 in.
Stars and Squares.



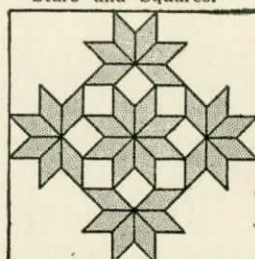
No. 12 Size 13 in.
Crosses and Star.




No. 13 Size 9 in.
Aunt Eliza's Star.



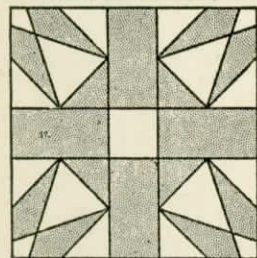
No. 14 Size 18 in.
Premium Star.



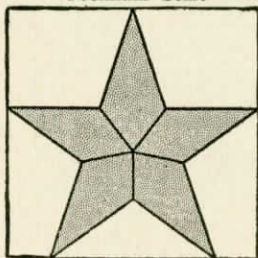
No. 15 Size 18 in.
Stars and Cubes.



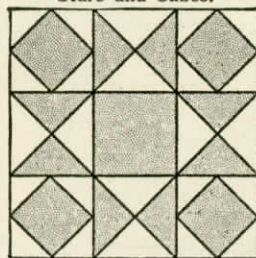
No. 16 Size 9 in.
Shooting Star.



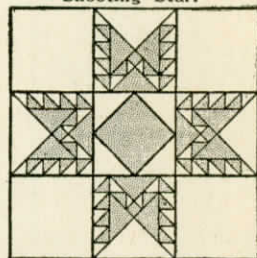
No. 17 Size 20 in.
New Star.



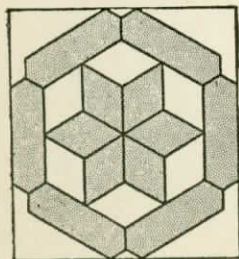
No. 18 Size 9 in.
Five Pointed Star.



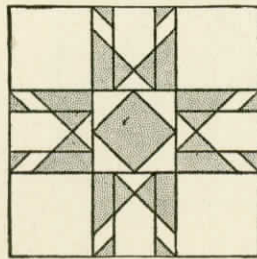
No. 19 Size 13 in.
Combination Star.



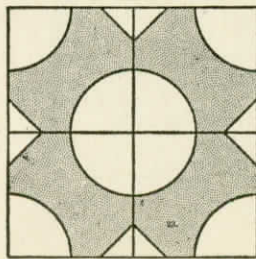
No. 20 Size 30 in.
Joining Star.



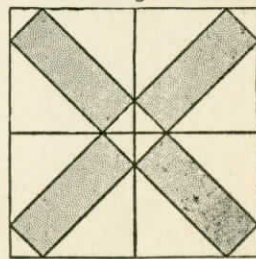
No. 21 Size 18 in.
Brunswick Star.



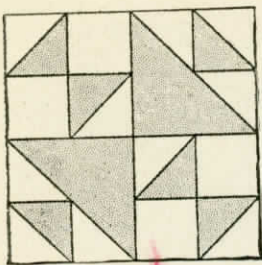
No. 22 Size 18 in.
Chicago Star.



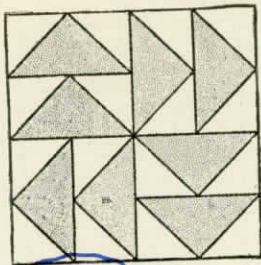
No. 23 Size 18 in.
Pullman Puzzle.



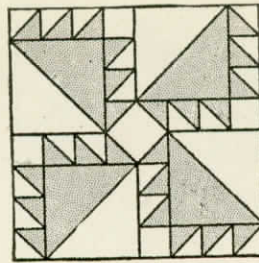
No. 24 Size 18 in.
Devil's Puzzle.



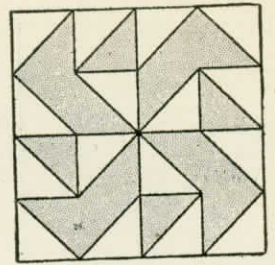
No. 25 Size 9 in.
Old Maid's Puzzle.



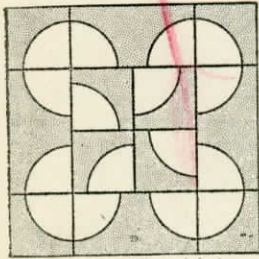
No. 26 Size 12 in. X
Dutchman's Puzzle.



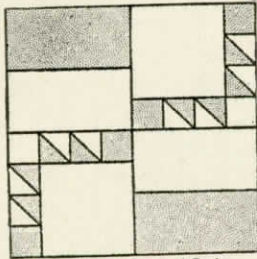
No. 27 Size 18 in.
Irish Puzzle.



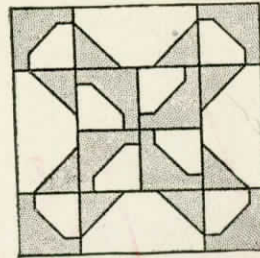
No. 28 Size 15 in.
Yankee Puzzle.



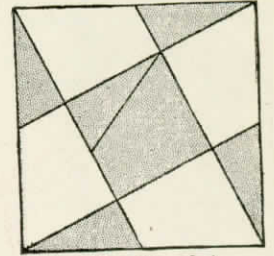
No. 29 Size 16 in.
Fool's Puzzle.




No. 30 Size 18 in.
World's Fair Puzzle.



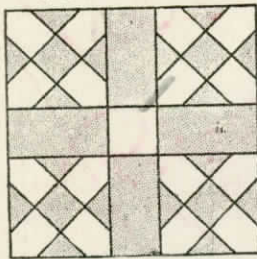
No. 31 Size 13 in.
Columbia Puzzle.



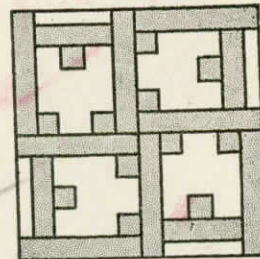
No. 32 Size 9 in.
Washington's Puzzle.



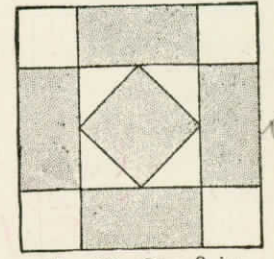
No. 33 Size 12 in.
The Triangle Puzzle.



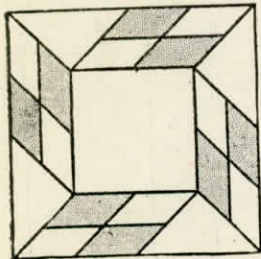
No. 34 Size 15 in.
Bachelor's Puzzle.




No. 35 Size 15 in.
4 E Block.



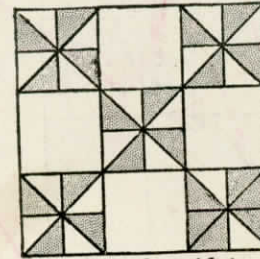
No. 36 Size 9 in.
New Album.



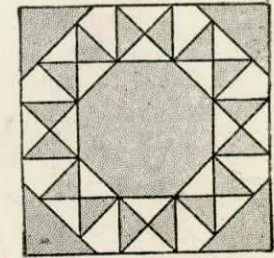
No. 37 Size 9 in.
Slashed Album.



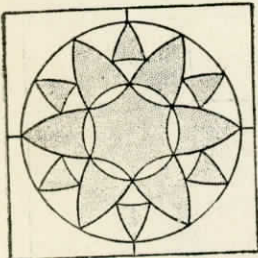
No. 38 Size 18 in.
Rose Album.



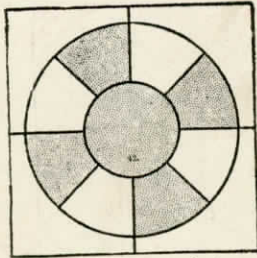
No. 39 Size 15 in.
Flutter Wheel.



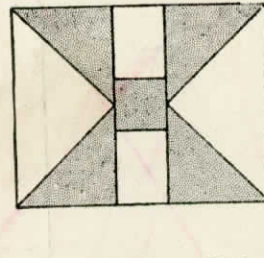
No. 40 Size 15 in.
Wheel of Fortune.




No. 41 Size 19 in.
Cog Wheels.




No. 42 Size 9 in.
Circle within Circle.



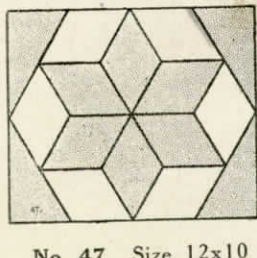
No. 43 Size 10x8
Bat's Wings.



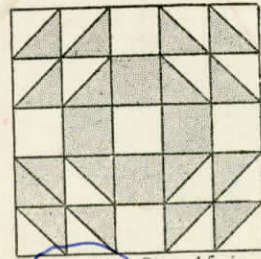
No. 44 Size 18 in.
Flying Bat.



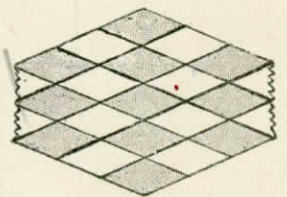
No. 46 Size 18 in.
Wander of the World.



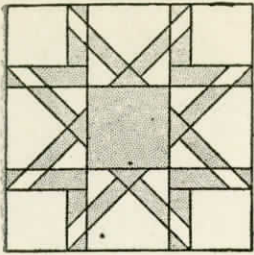
No. 47 Size 12x10
Hexagonal.



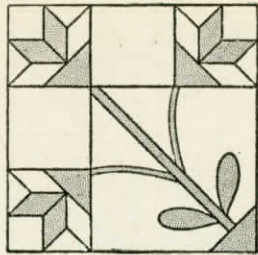
No. 48 Size 15 in.
Wedding Ring. X



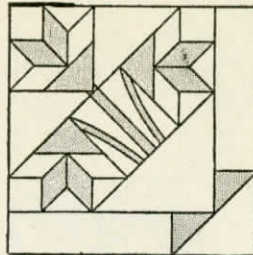
No. 49 Size 28x12
Diamonds.



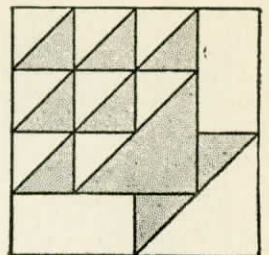
No. 50 Size 18 in.
Columbian Star.



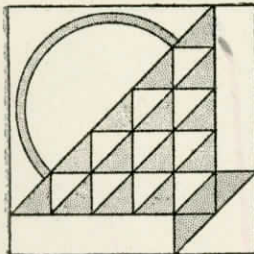
No. 51 Size 18 in.
Noon Day Lily.



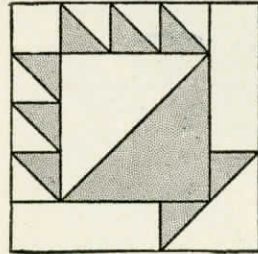
No. 55 Size 18 in.
Basket of Lilies.



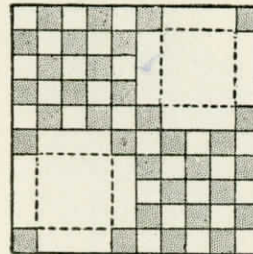
No. 57 Size 9 in.
Flower Basket.




No. 58 Size 12 in.
Cherry Basket.




No. 59 Size 10 in.
Cake Stand.



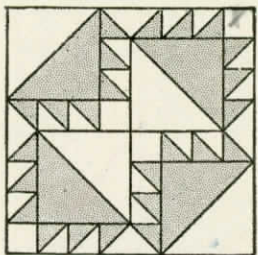
No. 60 Size 20 in.
Double Irish Chain.



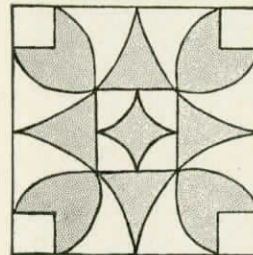
No. 61 Size 18 in.
Odd Fellow's Chain.




No. 62 Size 15 in.
Shell Chain.




No. 63 Size 18 in.
Barrister's Block.




No. 501 Size 12 in.
Bleeding Heart.



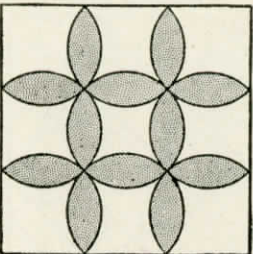
No. 66 Size 18 in.
World's Fair Block.



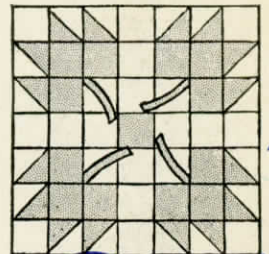
No. 67 Size 24 in.
Railroad Crossing.



No. 68 Size 18 in.
Beggar Block.

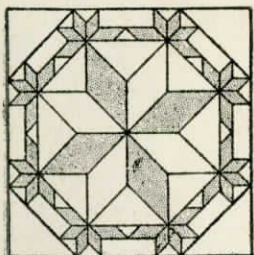


No. 69 Size 12 in.
Tea Leaf.

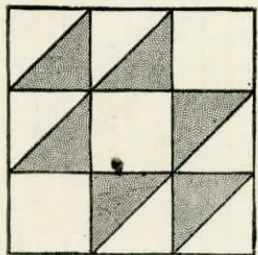


No. 502 Size 12 in.
Autumn Leaf.

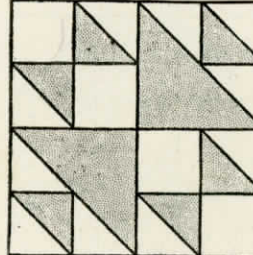
Maple Leaf



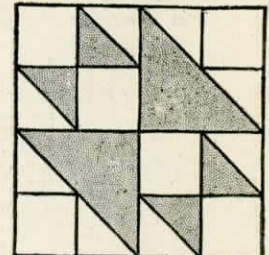
No. 75 Size 24 in.
Pinwheel Star.



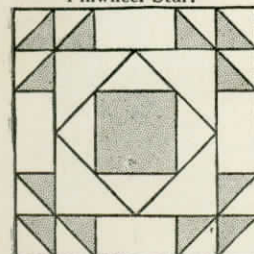
No. 76 Size 9 in.
Double X, No. 1.




No. 77 Size 12 in.
Double X, No. 2.



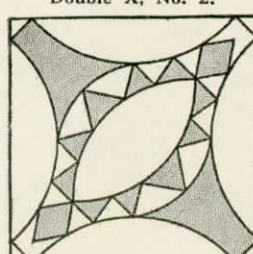
No. 78 Size 9 in.
Double X, No. 3.




No. 79 Size 15 in.
Double X, No. 4.




No. 80 Size 15 in.
Cut Glass Dish.



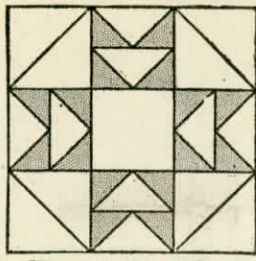
No. 81 Size 16 in.
Pickle Dish.



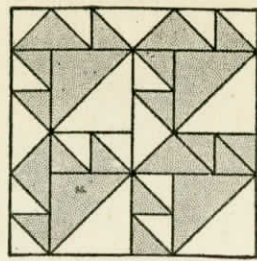
No. 82 Size 18 in.
Five Patch.



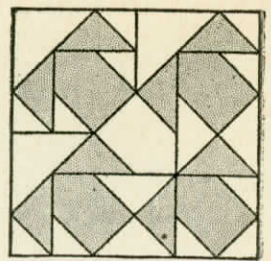
No. 83 Size 14 in.
Nine Patch.



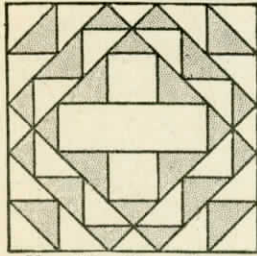
No. 84 Size 15 in.
Capital T.



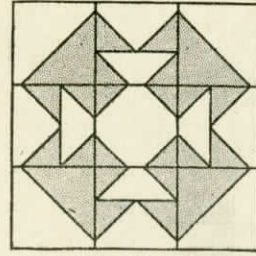
No. 85 Size 15 in.
Mixed T.



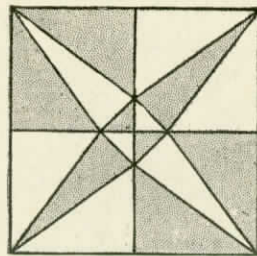
No. 86 Size 15 in.
T Quartette.



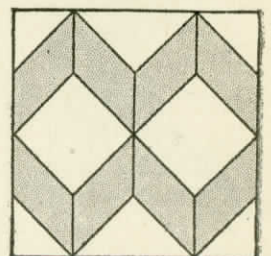
No. 87 Size 15 in.
Memory Blocks.



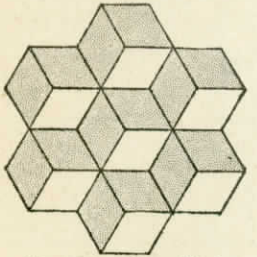
No. 88 Size 12 in.
Imperial T.



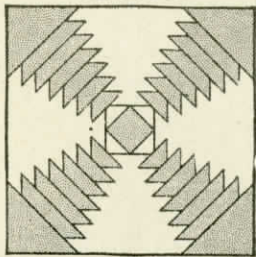
No. 89 Size 12 in.
Crossed Canoes.



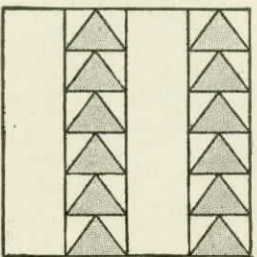
No. 90 Size 12 in.
Patience Corners.



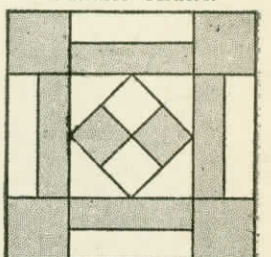
No. 91 Size 15 in.
Diamond Cube.



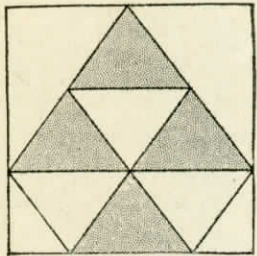
No. 92 Size 18 in.
Pineapple, No. 1.



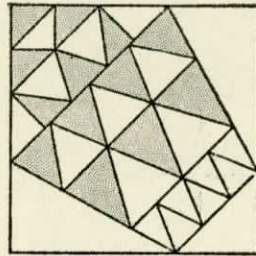
No. 94 Size 9 in.
Wild Goose Chase.



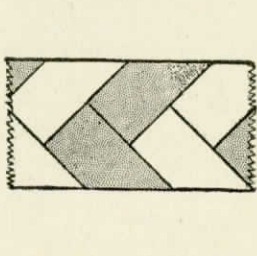
No. 95 Size 12 in.
Coxey's Camp.



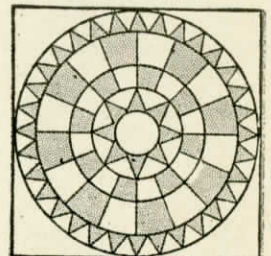
No. 96 Size 9 in.
Charm.



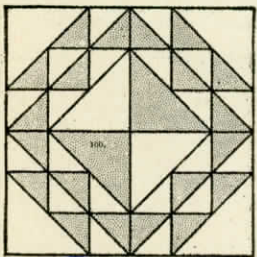
No. 97 Size 15 in.
Ice Cream Bowl.



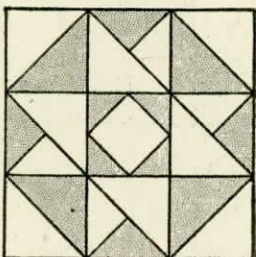
No. 98 Size 10x3 3/4
Twist and Turn.



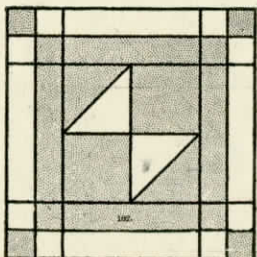
No. 99 Size 24 in.
Georgetown Circle.



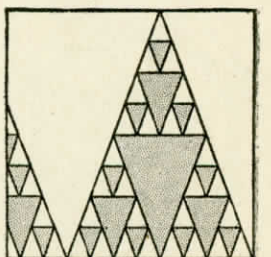
No. 100 Size 13 in.
Corn and Beans.



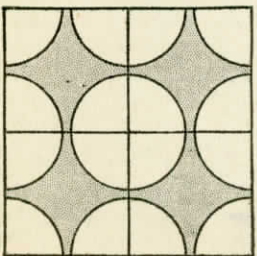
No. 101 Size 13 in.
Air Castle.



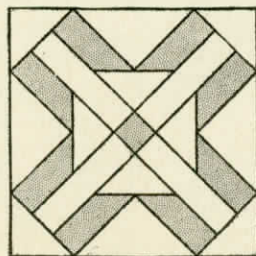
No. 102 Size 15 in.
Odds and Ends.




No. 103 Size 15 in.
Triangular Triangle.



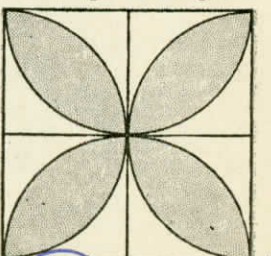
No. 104 Size 13 in.
Snow Ball.



No. 105 Size 13 in.
Texas Tears.



No. 106 Size 13 in.
Four Points.



No. 107 Size 13 in.
Orange Peel.




15 in.
te.



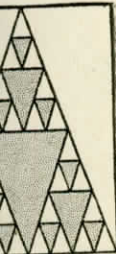
e 12 in.
corners.



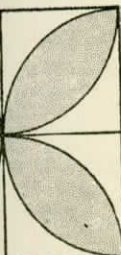
ze 12 in.
Camp.



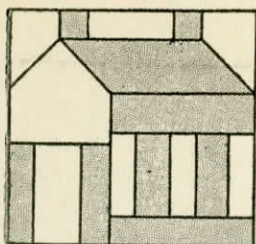
ze 24 in.
n Circle.



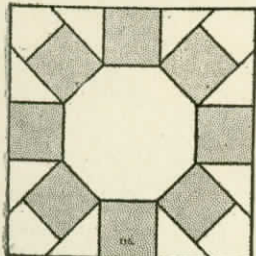
Size 15 in.
r Triangle.



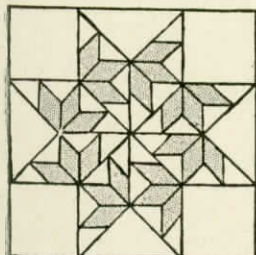
Size 13 in. X
ge Peel.




No. 108 Size 13x12
The Old Homestead.



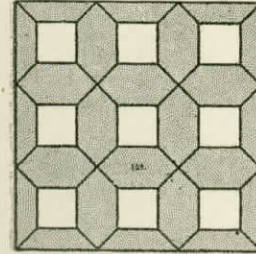
No. 115 Size 8 in.
Venetian Design.



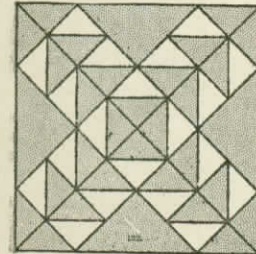
No. 503 Size 12 in.
Flying Swallow.



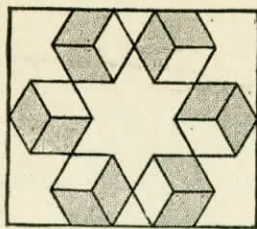
No. 124 Size 15 in.
Tangled Garter.



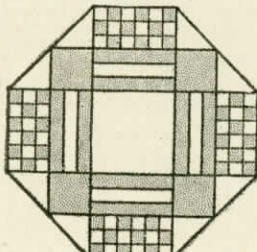
No. 128 Size 9 in.
Grandmother's Dream.



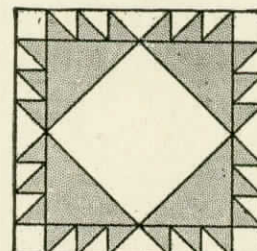
No. 132 Size 13 in.
Old Maid's Ramble.




No. 109 Size 13x11
The Columbia.



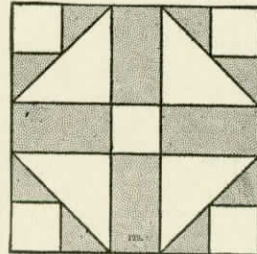
No. 117 Size 24 in.
Golden Gates.




No. 121 Size 15 in.
Sunshine.



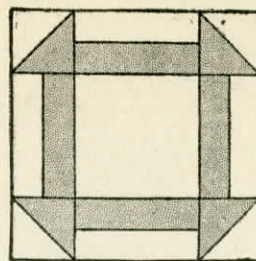
No. 125 Size 9 in.
Hearts and Gizzards.



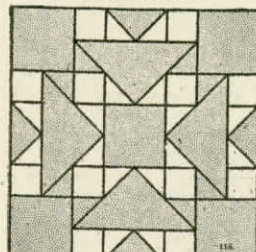
No. 129 Size 13 in.
Grandmother's Choice.



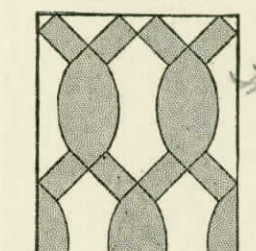
No. 133 Size 15 in. X
Pin Cushion.



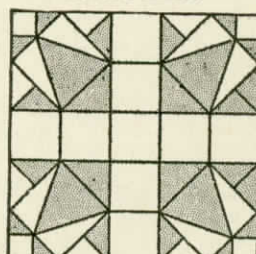
No. 112 Size 9 in.
Churn Dash.



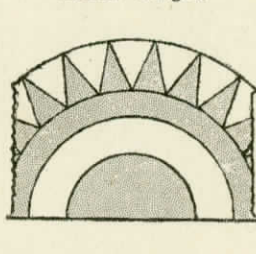
No. 118 Size 15 in.
Crow's Foot.




No. 122 Size 13x9
Lover's Links.



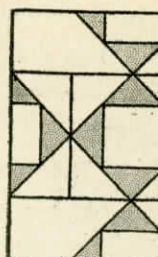
No. 126 Size 15 in.
Ladies' Delight.



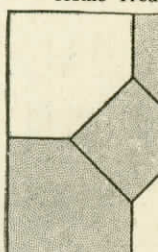
No. 130 Size 13x6
Rainbow.



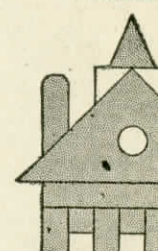
No. 134 Size 15 in.
The World's Fair.



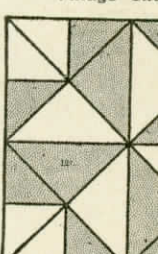
No. 114 Size
Home Treat



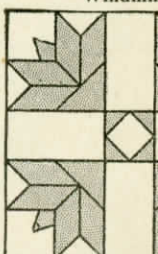
No. 119 Size
Necktie



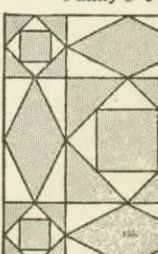
No. 123 Size
Village Church



No. 127 Size
Windmill



No. 131 Size
Fanny's F

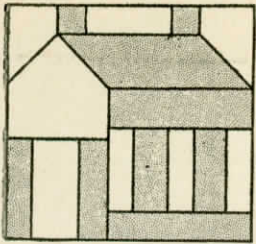


No. 135 Size
Storm at S

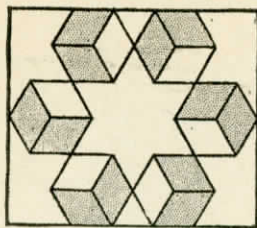
Cove Ring

this

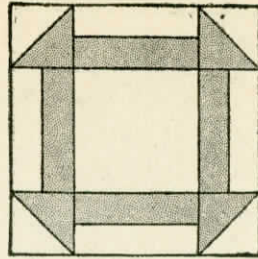
Springtime



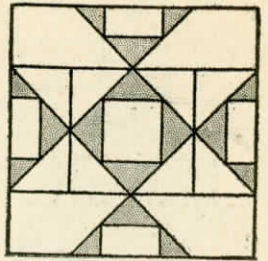
No. 108 Size 13x12
The Old Homestead.



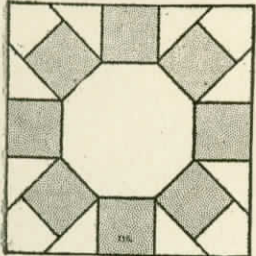
No. 109 Size 13x11
The Columbia.



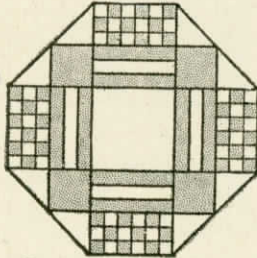
No. 112 Size 9 in.
Churn Dash.



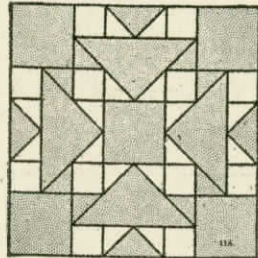
No. 114 Size 15 in.
Home Treasure.




No. 115 Size 8 in.
Venetian Design.



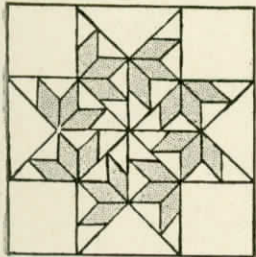
No. 117 Size 24 in.
Golden Gates.



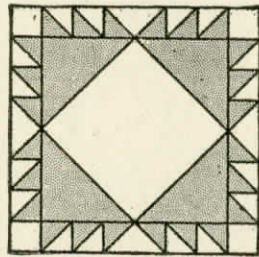
No. 118 Size 15 in.
Crow's Foot.



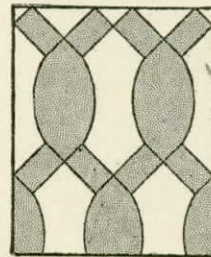
No. 119 Size 9 in.
Necktie.



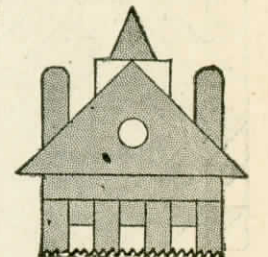
No. 503 Size 12 in.
Flying Swallow.




No. 121 Size 15 in.
Sunshine.



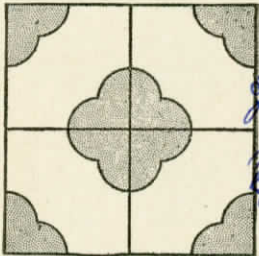
No. 122 Size 13x9
Lover's Links.



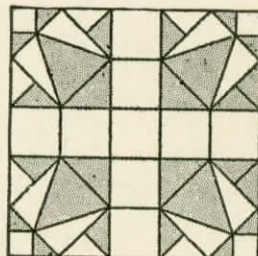
No. 123 Size 9x14
Village Church.



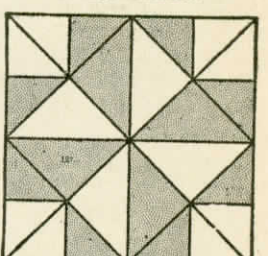
No. 124 Size 15 in.
Tangled Garter.



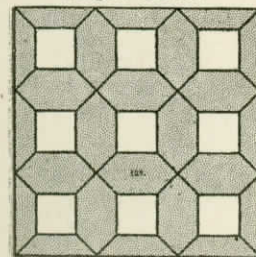
No. 125 Size 9 in.
Hearts and Gizzards.



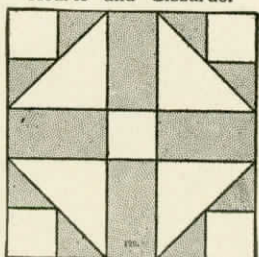
No. 126 Size 15 in.
Ladies' Delight.



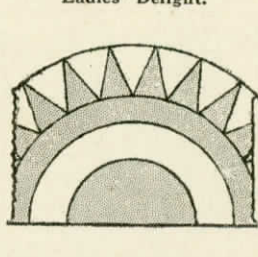
No. 127 Size 13 in.
Windmill.



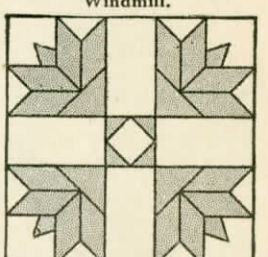
No. 128 Size 9 in.
Grandmother's Dream.



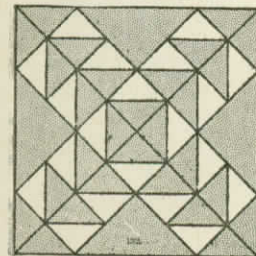
No. 129 Size 13 in.
Grandmother's Choice.




No. 130 Size 13x6
Rainbow.




No. 131 Size 13 in.
Fanny's Fan.




No. 132 Size 13 in.
Old Maid's Ramble.



No. 133 Size 15 in. X
Pin Cushion.



No. 134 Size 15 in.
The World's Fair.



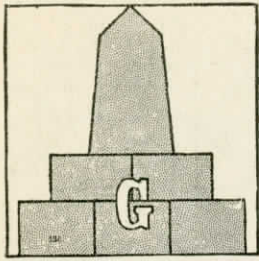
No. 135 Size 18 in.
Storm at Sea.

Cove Ring

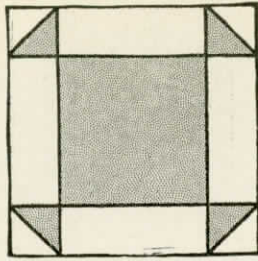
ONE

hus

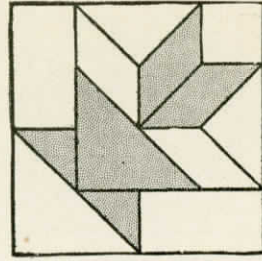
Springtime



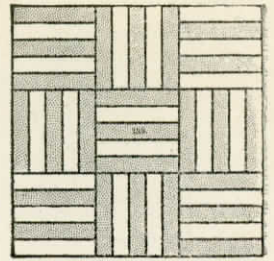
No. 136 Size 13 in.
Garfield's Monument.



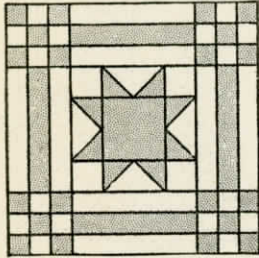
No. 137 Size 9 in.
Puss in the Corner.



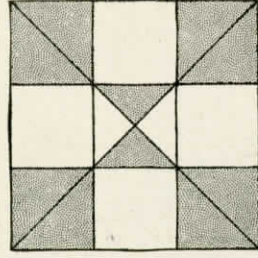
No. 138 Size 13 in.
The Disk.



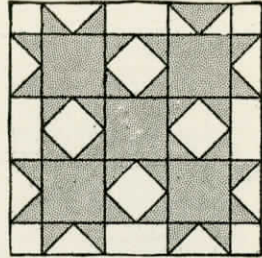
No. 139 Size 15 in.
Five Stripes.




No. 140 Size 15 in.
Mother's Fancy.



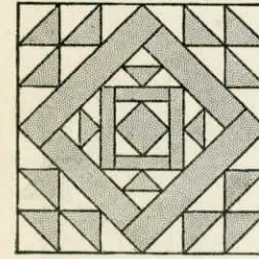
No. 141 Size 9 in.
The Practical Orchard.



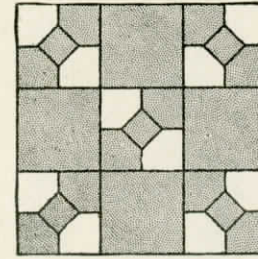
No. 142 Size 16 in.
Devil's Claws.



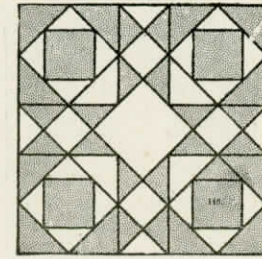
No. 143 Size 9 in.
Fan.



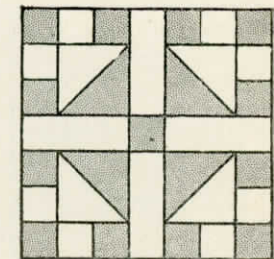
No. 144 Size 15 in.
Mrs. Cleveland's Choice.



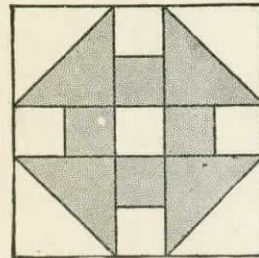
No. 145 Size 13 in.
Joseph's Necktie.



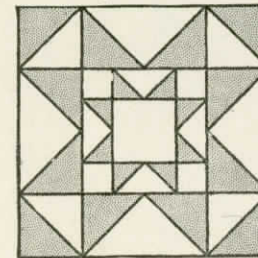
No. 146 Size 15 in.
Joseph's Coat.



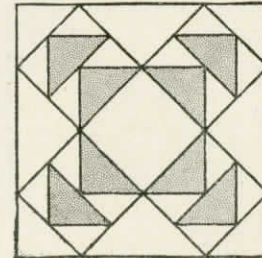
No. 147 Size 13 in.
Lincoln's Platform.



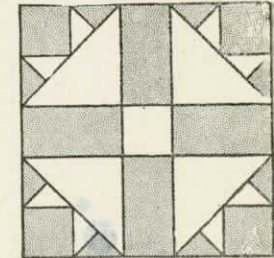
No. 148 Size 13 in.
Double Wrench.



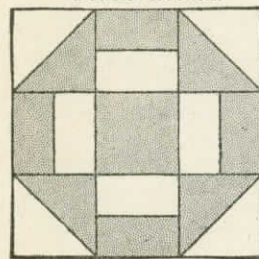
No. 149 Size 13 in.
Eight Hands Around.



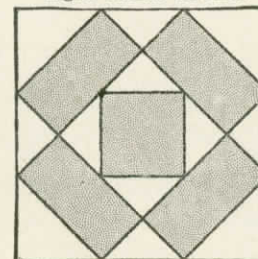
No. 150 Size 9 in.
Toad in a Puddle.



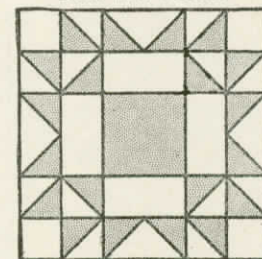
No. 151 Size 13 in.
Cross and Crown.



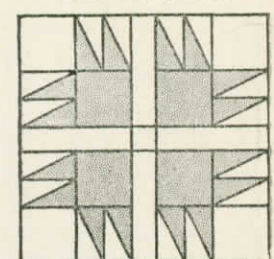
No. 152 Size 9 in.
Grecian Designs.




No. 153 Size 9 in.
Nonsense.



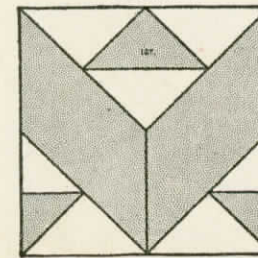
No. 154 Size 13 in.
Robbing Peter to Pay Paul



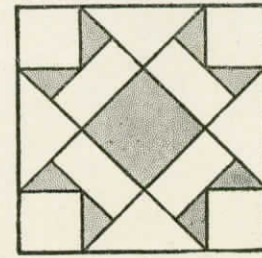
No. 155 Size 13 in.
Turkey Tracks.



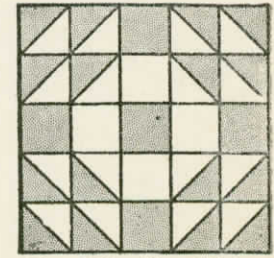
No. 156 Size 13 in.
Goose Tracks. X



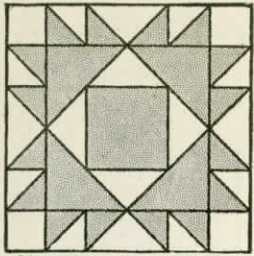
No. 157 Size 9 in.
Ribbon Border.



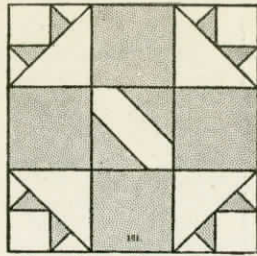
No. 158 Size 13 in.
Centennial.



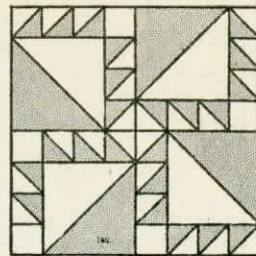
No. 159 Size 13 in.
Odd Scraps Patchwork.



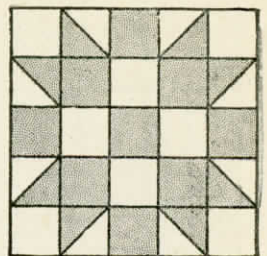
No. 160 Size 13 in.
Unton.



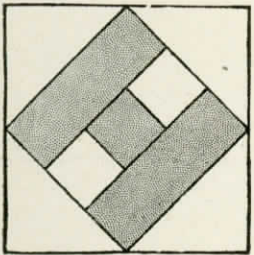
No. 161 Size 13 in.
W. C. T. Union.




No. 162 Size 15 in.
Bear's Paw.




No. 163 Size 13 in.
Four X Star.



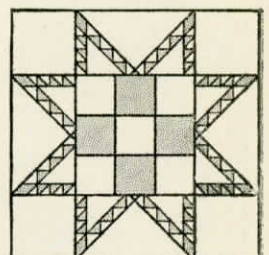
No. 164 Size 9 in.
Letter H.



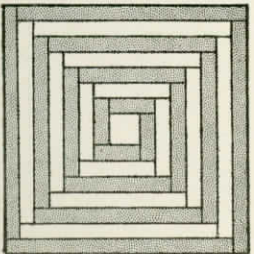
No. 165 Size 13 in.
Crazy Ann.



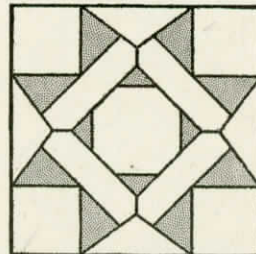
No. 166 Size 13 in.
Grandmother's Own.



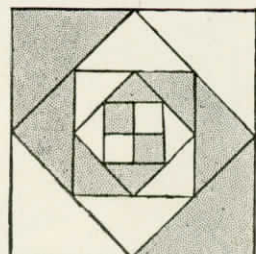
No. 167 Size 39 in.
California Star Pattern.




No. 168 Size 12 in.
The Log Patch.




No. 169 Size 13 in.
No Name Quilt.



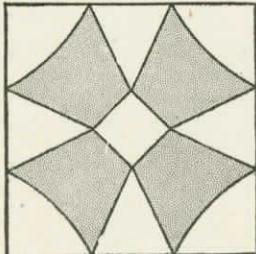
No. 504 Size 8 in.
Snail Trail



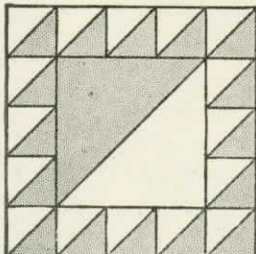
No. 171 Size 13 in.
Rocky Glen.




No. 172 Size 13 in.
Domino.



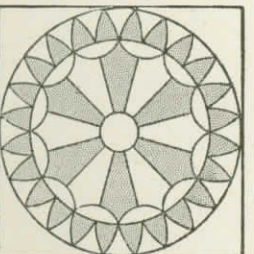
No. 173 Size 9 in.
Greek Cross.



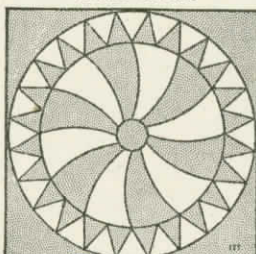
No. 174 Size 13 in.
Lady of the Lake.




No. 175 Size 13 in.
Washington Sidewalk.



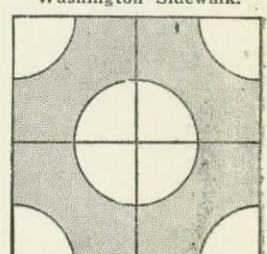
No. 176 Size 13 in.
Pyrotechnics.



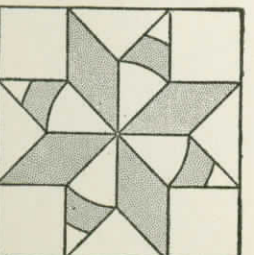
No. 177 Size 13 in.
Rising Sun.



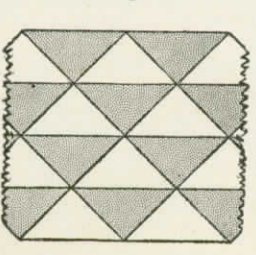
No. 178 Size 9 in.
Double Pæony.




No. 179 Size 9 in.
Base Ball.



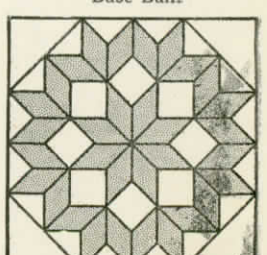
No. 181 Size 9 in.
The King's Crown.



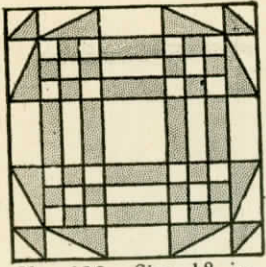
No. 182 Size 6x12
Ocean Waves.



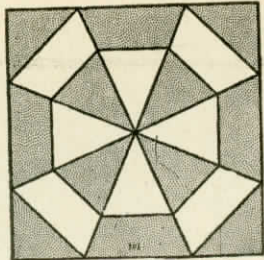
No. 183 Size 13 in.
Moon and Stars.



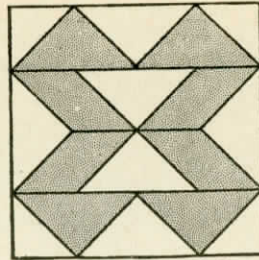
No. 185 Size 13 in.
Dutch Rose.



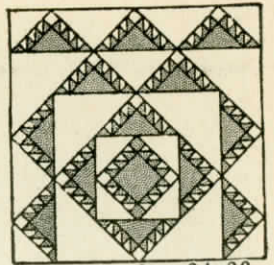
No. 190 Size 18 in.
Spider's Den.



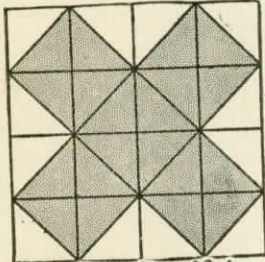
No. 191 Size 9 in.
Spider's Web.



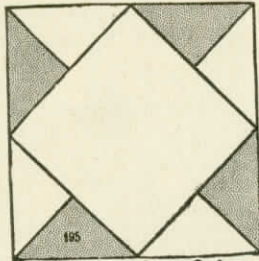
No. 192 Size 9 in.
Double Z.




No. 193 Size 24x28
Solomon's Temple.



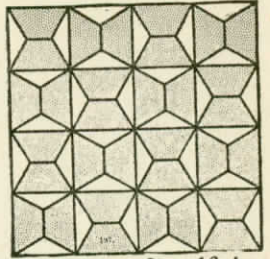
No. 194 Size 13 in.
Old Tippecanoe.




No. 195 Size 9 in.
Right and Left.



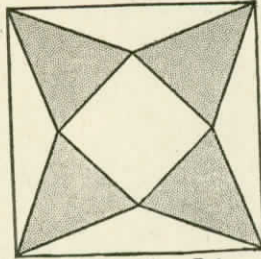
No. 196 Size 9 in.
Hour Glass.



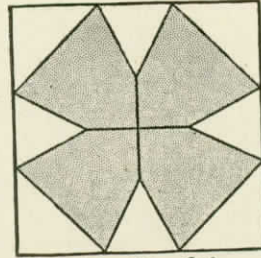
No. 197 Size 13 in.
Honeycomb.



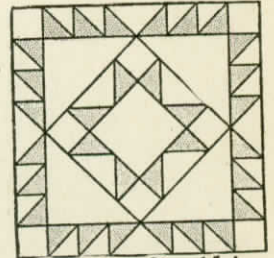
No. 198 Size 9 in.
Octagon.



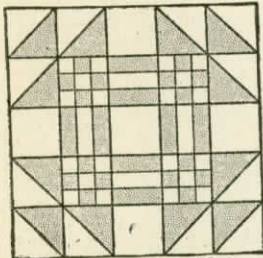
No. 199 Size 7 in.
The Priscilla.



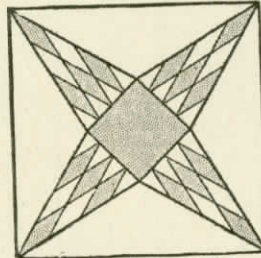
No. 200 Size 9 in.
The Mayflower.



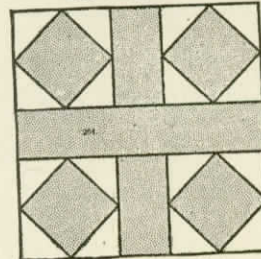
No. 201 Size 15 in.
Blindman's Fancy.



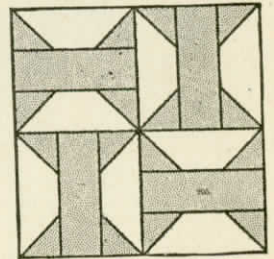
No. 202 Size 13 in.
Goose in the Pond.



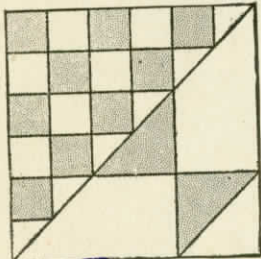
No. 203 Size 15 in.
Rockingham's Beauty.



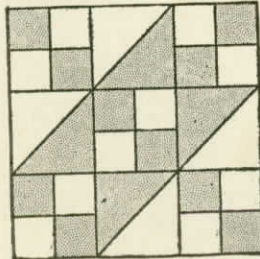
No. 204 Size 9 in.
Garden of Eden.



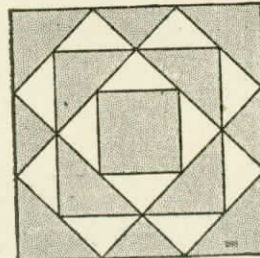
No. 205 Size 13 in.
Arkansas Traveler.



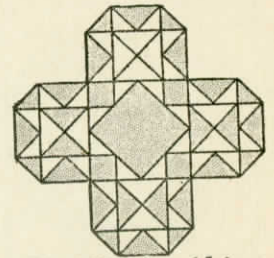
No. 206 Size 9 in.
Steps to the Altar.



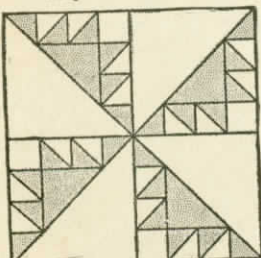
No. 207 Size 9 in.
The Railroad.



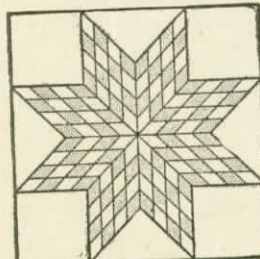
No. 208 Size 9 in.
Gentleman's Fancy.



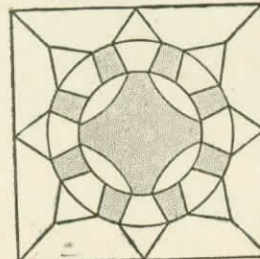
No. 209 Size 15 in.
Country Farm.



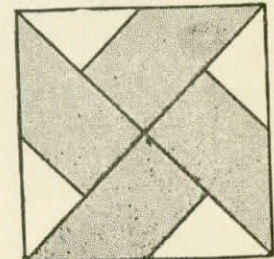
No. 210 Size 13 in.
Kansas Troubles.



No. 211 Size 18 in.
Stars Upon Stars.




No. 212 Size 15 in.
Strawberry.

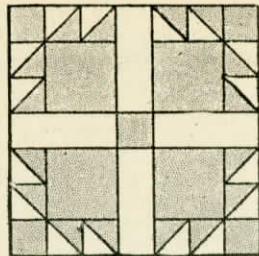


No. 213 Size 9 in.
Twin Sisters.

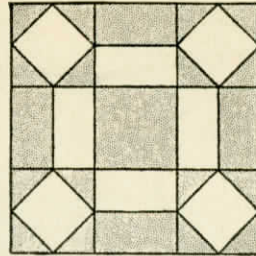
this



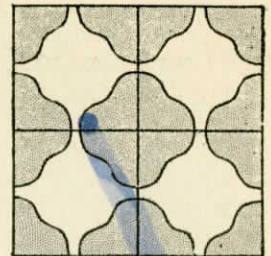
No. 214 Size 13 in.
Old Maid Combination.



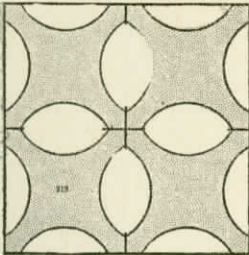
No. 215 Size 13 in.
Dove in the Window.



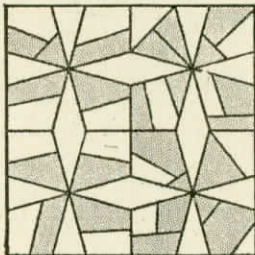
No. 216 Size 13 in.
Rolling Stone.




No. 217 Size 13 in.
An Odd Pattern.



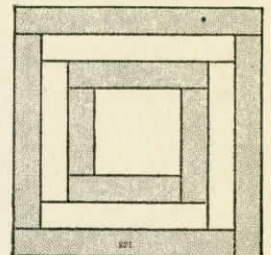
No. 218 Size 9 in.
Compass.



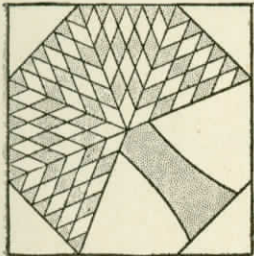
No. 219 Size 18 in.
Crazy Quilt.



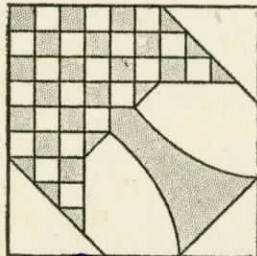
No. 220 Size 13 in.
Drunkard's Path.



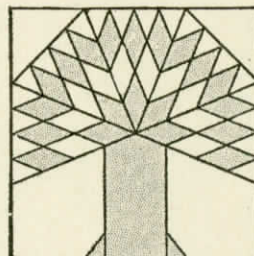
No. 221 Size 13 in.
White House Steps.



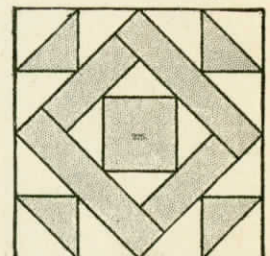
No. 222 Size 18 in.
Live Oak Tree.



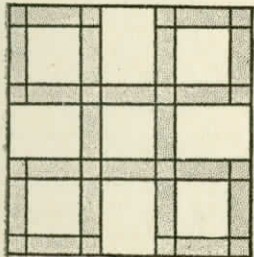
No. 223 Size 13 in.
Little Beech Tree. X



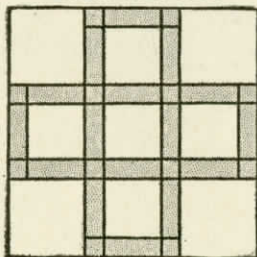
No. 224 Size 13 in.
Forbidden Fruit Tree.



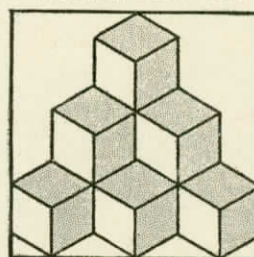
No. 225 Size 9 in.
Double Squares.



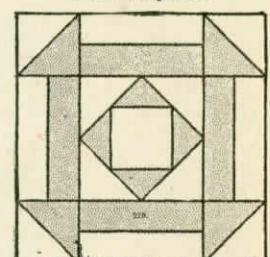
No. 226 Size 15 in.
Strip Squares.



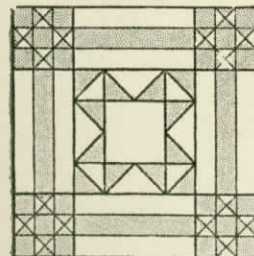
No. 227 Size 15 in.
Tick-tack-toe.



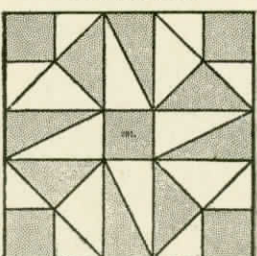
No. 228 Size 13x12
Cube Work.



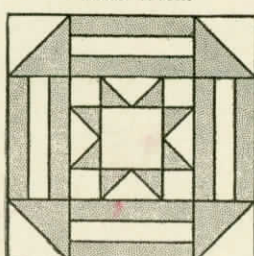
No. 229 Size 13 in.
Triangles and Stripes.




No. 230 Size 18 in.
Ribbon Square.



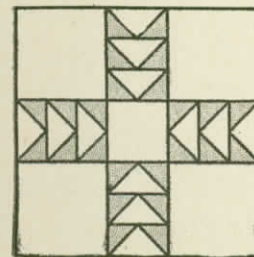
No. 231 Size 13 in.
Pinwheel Square.



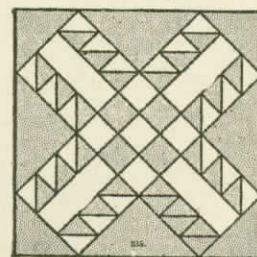
No. 232 Size 15 in.
Burnham Square.



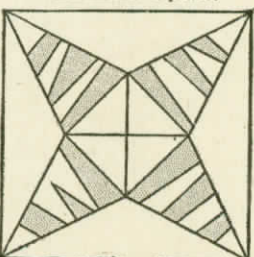
No. 233 Size 9 in.
Flying Squares.



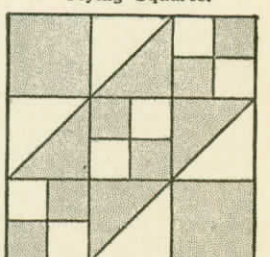
No. 234 Size 13 in.
Road to California.



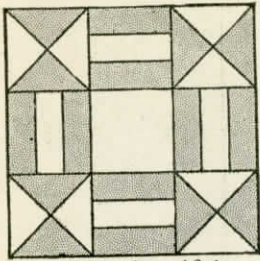
No. 235 Size 18 in.
Cross Roads to Texas.



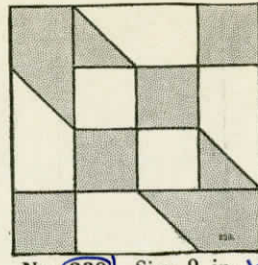
No. 236 Size 15 in.
Rocky Road to Kansas.




No. 237 Size 13 in.
Rocky Road to California.




No. 238 Size 13 in.
London Roads.



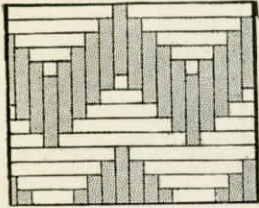
No. 239 Size 9 in.
Road to Oklahoma.



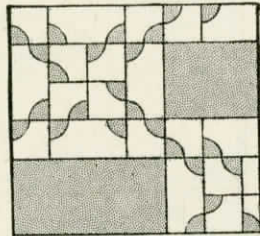
No. 240 Size 18x27
Fine Woven Patchwork.



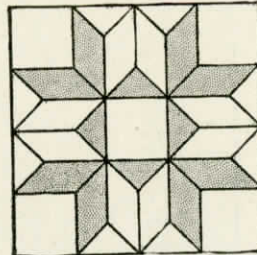
No. 241 Size 18x25
Honeycomb Patchwork.



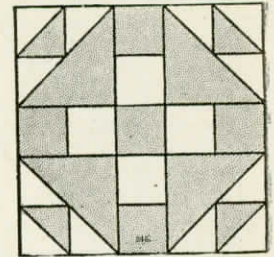
No. 242 Size 14x19
Coarse Woven Patchwork.



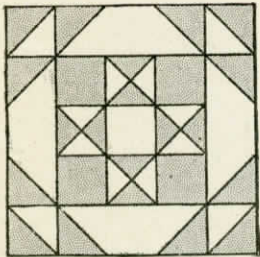
No. 243 Size 18x24
Drunkard's Patchwork.



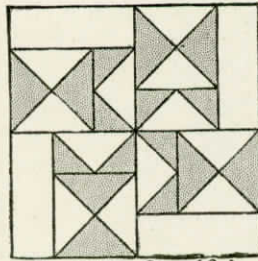
No. 244 Size 13 in.
Diamond Star.



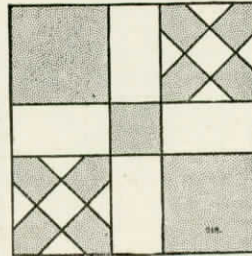
No. 245 Size 13 in.
Duck and Ducklings.



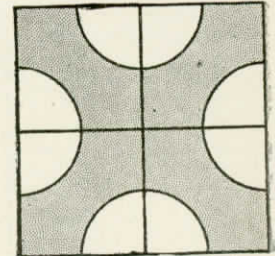
No. 246 Size 13 in.
Square and a Half.



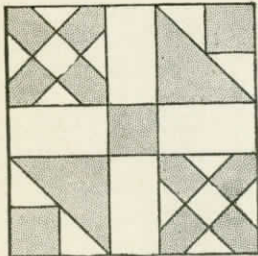
No. 247 Size 13 in.
Flying Dutchman.



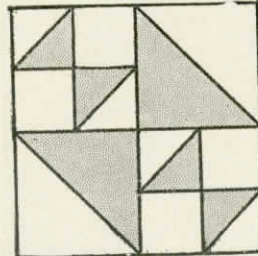
No. 248 Size 13 in.
Widower's Choice.



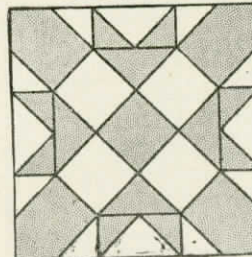
No. 249 Size 9 in.
Boston Puzzle.



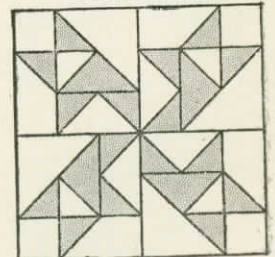
No. 250 Size 15 in.
Leap Frog.



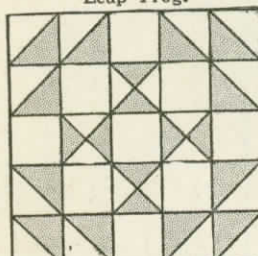
No. 251 Size 9 in.
Crosses and Losses.



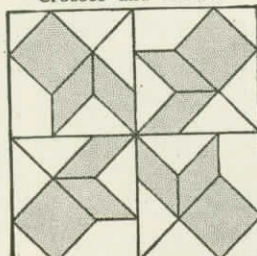
No. 252 Size 13 in.
Swing in the Center.



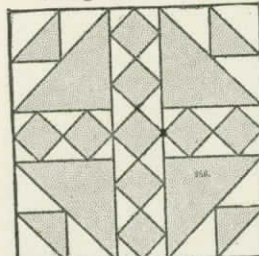
No. 253 Size 13 in.
Rolling Pinwheel.



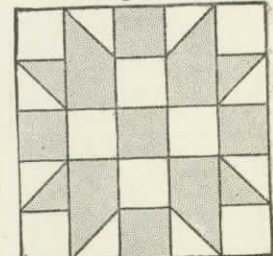
No. 254 Size 13 in.
Handy Andy.



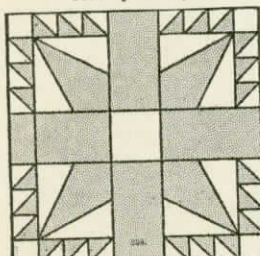
No. 255 Size 13 in.
Mrs. Morgan's Choice.



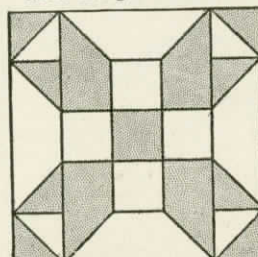
No. 256 Size 13 in.
Bird's Nest.



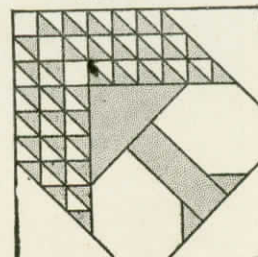
No. 257 Size 13 in.
Sister's Choice.




No. 258 Size 15 in.
Odd Star.



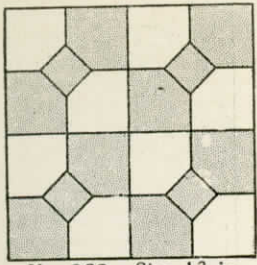
No. 259 Size 13 in.
Fool's Square.



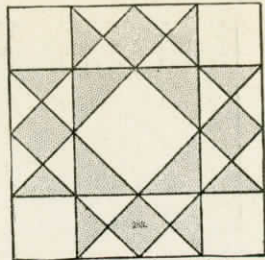
No. 260 Size 18 in.
Tree of Paradise.



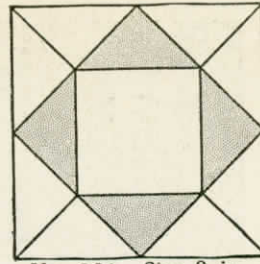
No. 261 Size 9 in.
Eight Pointed Star.



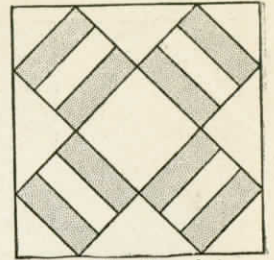
No. 262 Size 13 in.
True Lover's Knot.



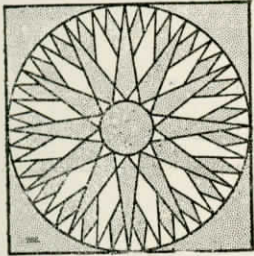
No. 263 Size 13 in.
Square and Star.



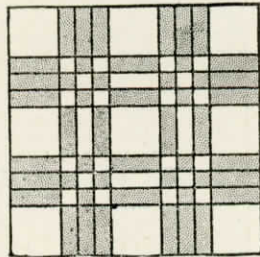
No. 264 Size 9 in.
Economy.



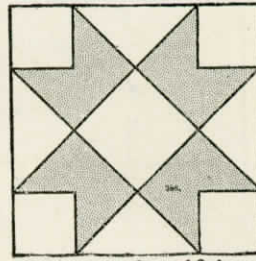
No. 265 Size 9 in.
The House Jack Built.



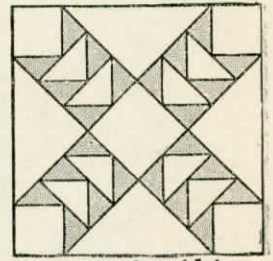
No. 266 Size 24 in.
Slashed Star.



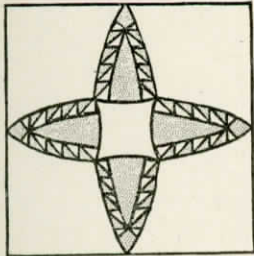
No. 267 Size 18 in.
Album Quilt.



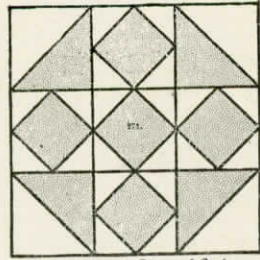
No. 268 Size 18 in.
Ribbon Star.



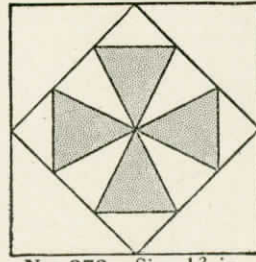
No. 269 Size 15 in.
Odd Fellows.



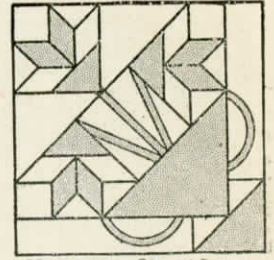
No. 505 Size 16 in.
Cockelburr.



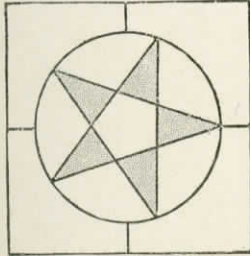
No. 271 Size 13 in.
Saw-tooth Patchwork.



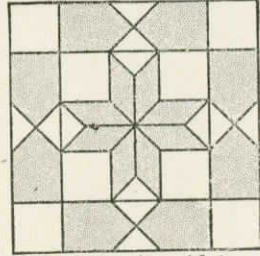
No. 272 Size 13 in.
Maltese Cross.



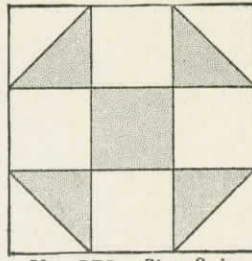
No. 273 Size 15 in.
Tuip in Vase.




No. 274 Size 13 in.
Star of the West.




No. 275 Size 13 in.
St. Louis Star.



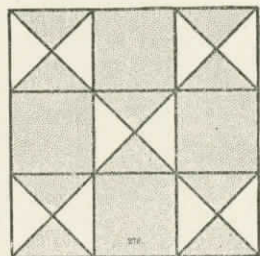
No. 276 Size 9 in.
Shoo Fly.



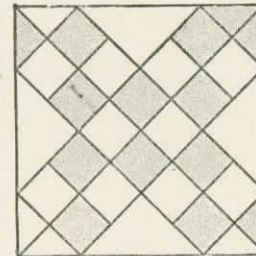
No. 277 Size 9 in.
A Snowflake.



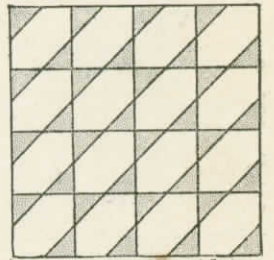
No. 278 Size 13 in.
Domino and Square.



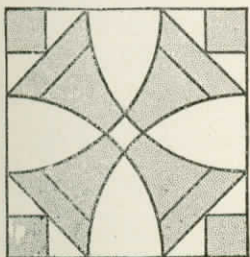
No. 279 Size 9 in.
The Letter X.



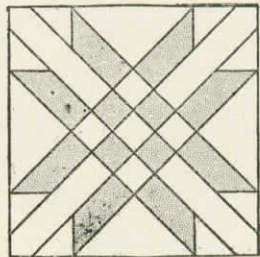
No. 280 Size 13 in.
Sarah's Favorite.



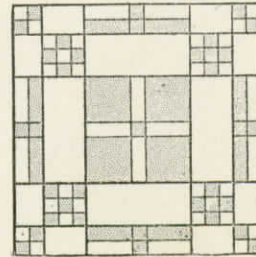
No. 281 Size 15 in.
The Xquisite.



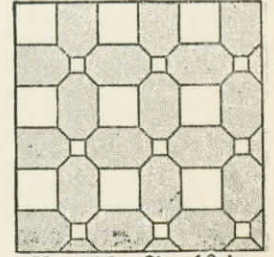
No. 282 Size 13 in.
The Royal.



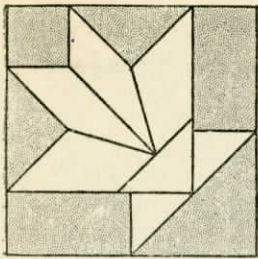
No. 284 Size 15 in.
Star and Cross.




No. 285 Size 24 in.
An Odd Patchwork.



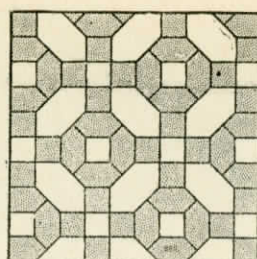
No. 286 Size 18 in.
Octagon Tile.




No. 287 Size 9 in.
Some Pretty Patchwork.



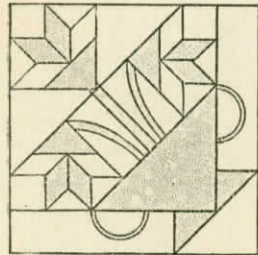
No. 288 Size 18 in.
Variegated Diamonds.



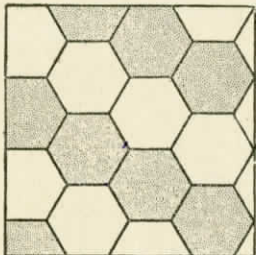
No. 289 Size 18 in.
Puzzle Tile.




No. 290 Size 24 in.
Fantastic Patchwork.




No. 291 Size 15 in.
Royal Japanese Vase.




No. 292 Size 15 in.
Variegated Hexagons.



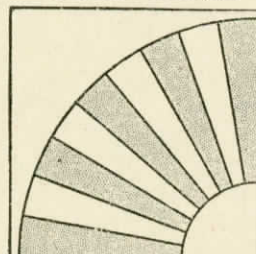
No. 293 Size 24x22
Brickwork Quilt.



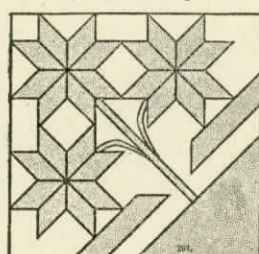
No. 294 Size 24 in.
Twist Patchwork.




No. 295 Size 24 in.
Ecclesiastical.



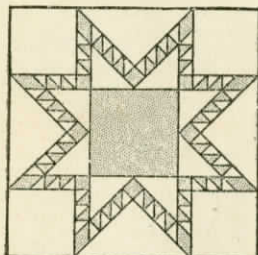
No. 296 Size 9 in.
Fan Patchwork.



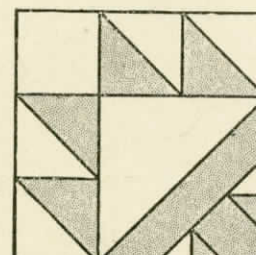
No. 297 Size 15 in.
President's Quilt.



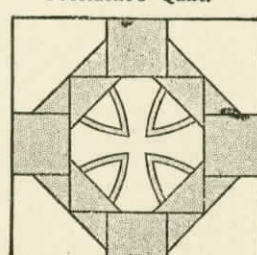
No. 298 Size 9 in.
Vice President's Quilt.



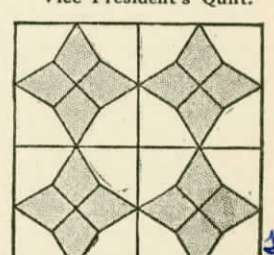
No. 301 Size 24 in.
Twinkling Star.



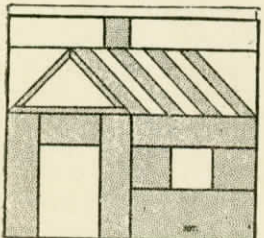
No. 304 Size 13 in.
Texas Flower.



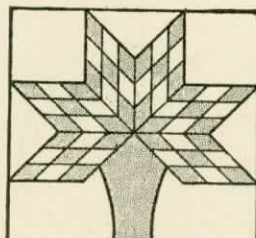
No. 305 Size 15 in.
Four Little Baskets.



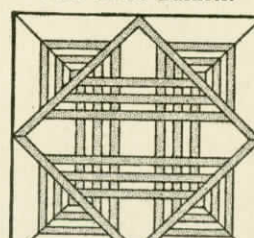
No. 306 Size 13 in.
Four Points.



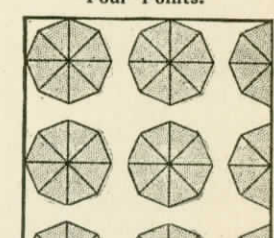
No. 307 Size 14x16
Log Cabin Quilt.




No. 308 Size 16 in.
Paeony Block.




No. 309 Size 24 in.
All Tangled Up.



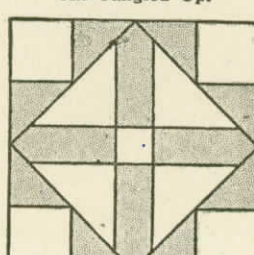
No. 310 Size 23 in.
Patchwork Sofa Quilt.



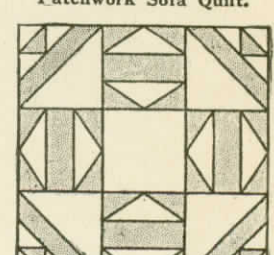
No. 311 Size 13 in.
Four Stars Patchwork.



No. 312 Size 18 in.
Diamond Design.

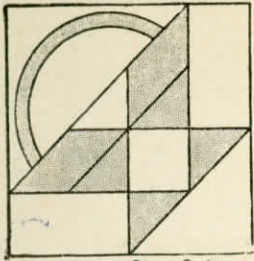


No. 313 Size 13 in.
Cross Within Cross.

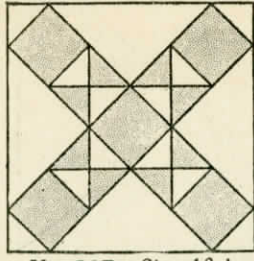


No. 315 Size 13 in.
Mollie's Choice.

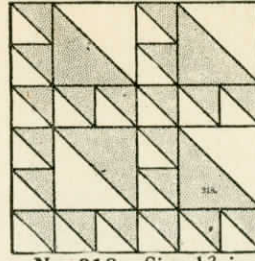
Jackson Star



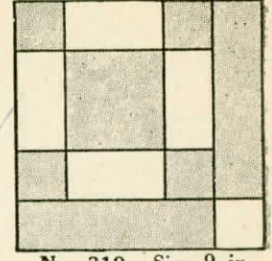
No. 316 Size 9 in.
Basket Quilt.



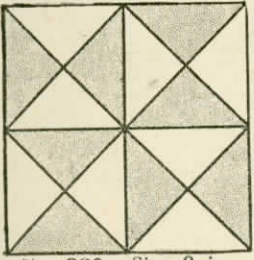
No. 317 Size 13 in.
Cats and Mice.



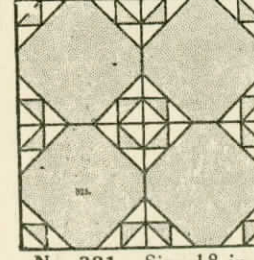
No. 318 Size 13 in.
Lost Ship Pattern.



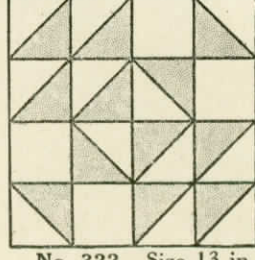
No. 319 Size 9 in.
Children's Delight.



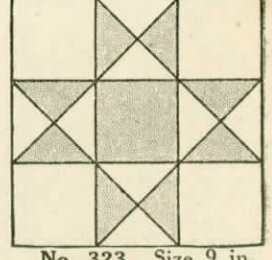
No. 320 Size 9 in.
Big Dipper.



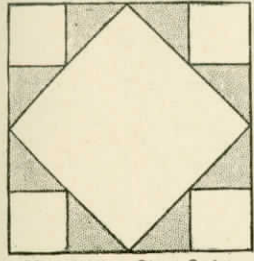
No. 321 Size 18 in.
Simple Design.



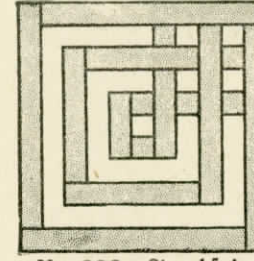
No. 322 Size 13 in.
Ladies' Wreath.




No. 323 Size 9 in.
Eight Point Design.



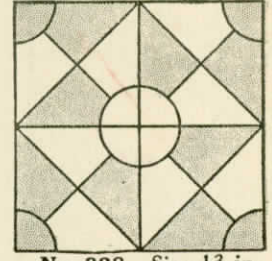
No. 324 Size 9 in.
Art Square.




No. 326 Size 15 in.
Interlaced Blocks.



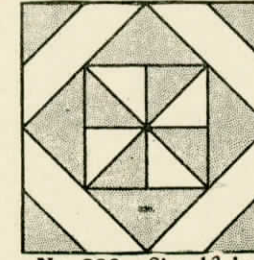
No. 327 Size 15 in.
Aunt Sukey's Patch.



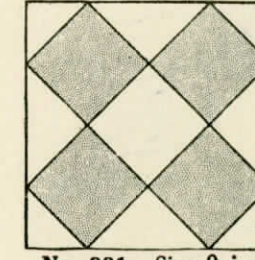
No. 328 Size 13 in.
Greek Square.



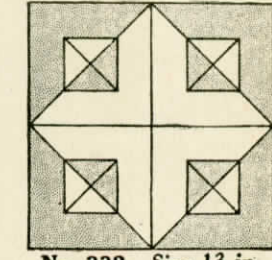
No. 329 Size 13 in.
Mosaic, No. 1.




No. 330 Size 13 in.
Mosaic, No. 2.



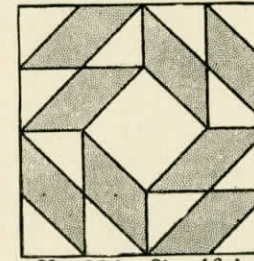
No. 331 Size 9 in.
Mosaic, No. 3.



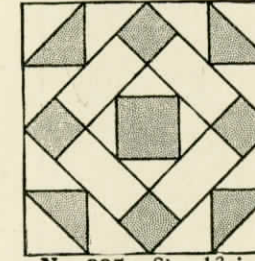
No. 332 Size 13 in.
Mosaic, No. 4.



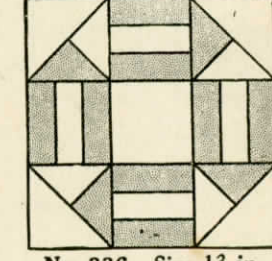
No. 333 Size 13 in.
Mosaic, No. 5.



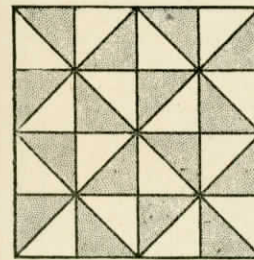
No. 334 Size 13 in.
Mosaic, No. 6.



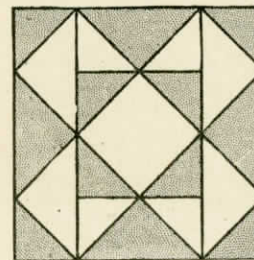
No. 335 Size 13 in.
Mosaic, No. 7.



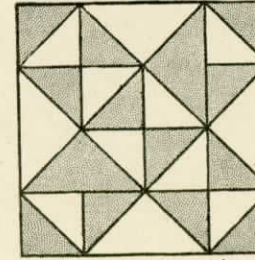
No. 336 Size 13 in.
Mosaic, No. 8.



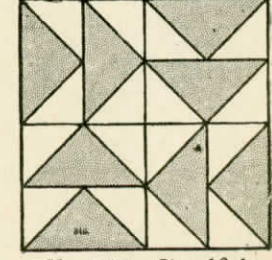
No. 337 Size 13 in.
Mosaic, No. 9.



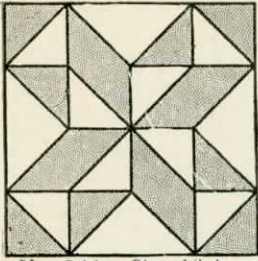
No. 338 Size 13 in.
Mosaic, No. 10.




No. 339 Size 13 in.
Mosaic, No. 11.



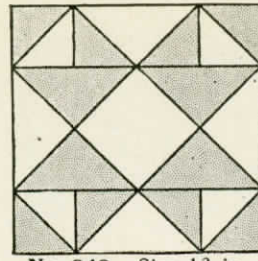
No. 340 Size 13 in.
Mosaic, No. 12.



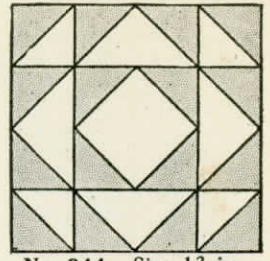
No. 341 Size 13 in.
Mosaic, No. 13.



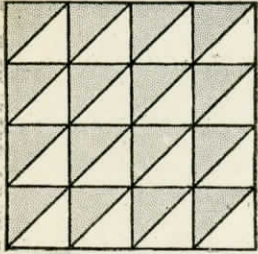
No. 506 Size 9 in.
Propeller.



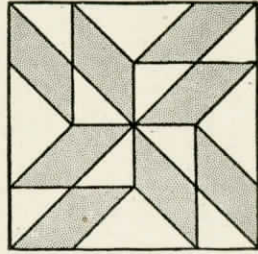
No. 343 Size 13 in.
Mosaic, No. 15.



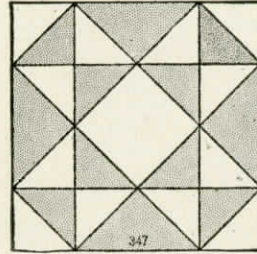
No. 344 Size 13 in.
Mosaic, No. 16.



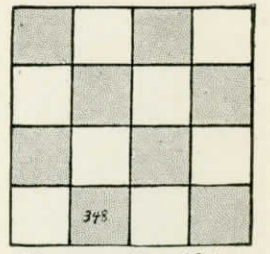
No. 345 Size 13 in.
Mosaic, No. 17.



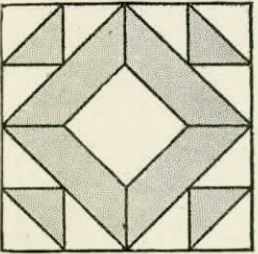
No. 346 Size 13 in.
Mosaic, No. 18.



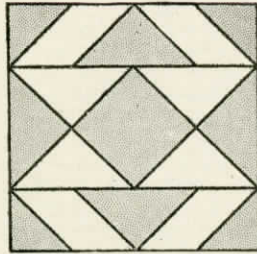
No. 347 Size 13 in.
Mosaic, No. 19.



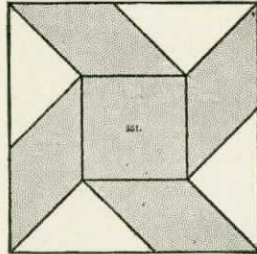
No. 348 Size 13 in.
Mosaic, No. 20.



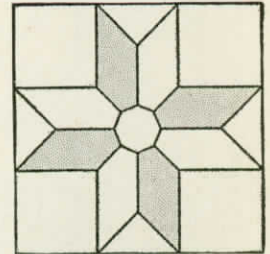
No. 349 Size 13 in.
Mosaic, No. 21.



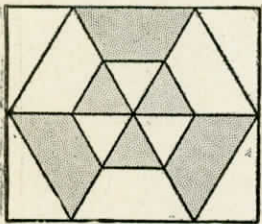
No. 350 Size 13 in.
Mosaic, No. 22.



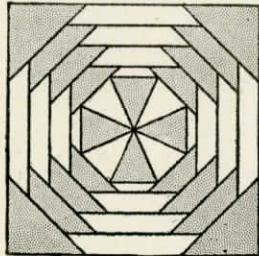
No. 351 Size 9 in.
Box Quilt Pattern.



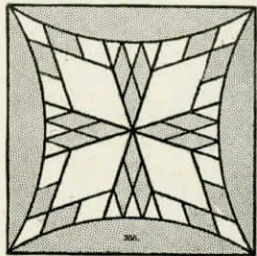
No. 352 Size 9 in.
Album Blocks.



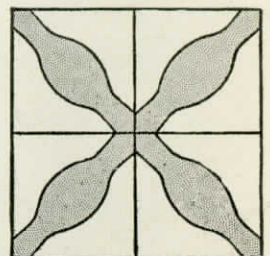
No. 353 Size 13x11
A Hexagon.



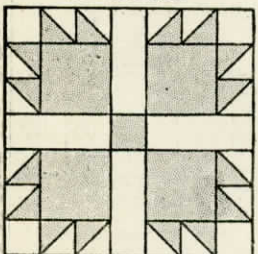
No. 354 Size 18 in.
A Maltese Cross.



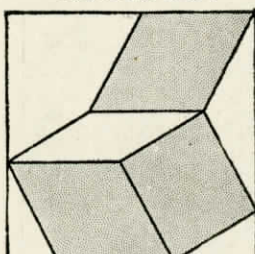
No. 355 Size 18 in.
Chimney Swallows.



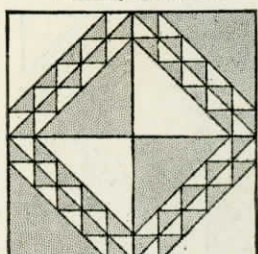
No. 356 Size 9 in.
The Snail's Trail.



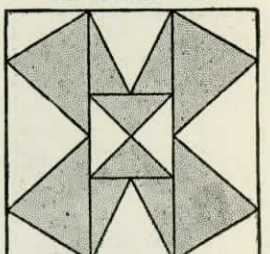
No. 357 Size 15 in.
Bear's Foot.



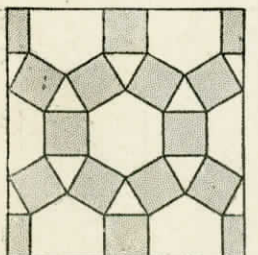
No. 358 Size 12 in.
Work Box.



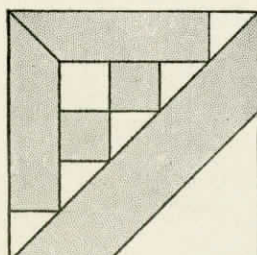
No. 359 Size 18 in.
Linton.



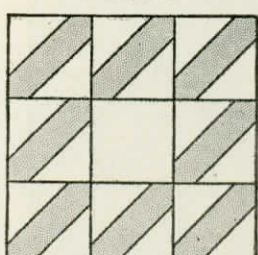
No. 360 Size 9 in.
Double Z.




No. 361 Size 18x19
Block Patchwork.




No. 362 Size 9 in.
King's Crown.



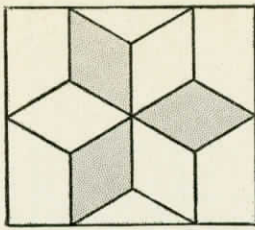
No. 363 Size 13 in.
Nonsuch.



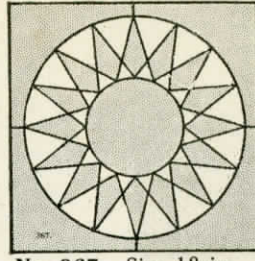
No. 364 Size 13 in.
Roman Cross.



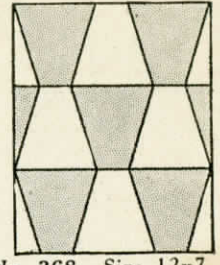
No. 365 Size 13 in.
Lily Quilt Pattern.



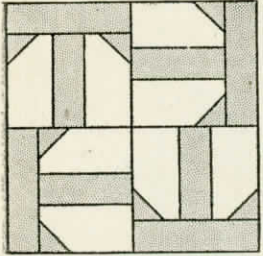
No. 366 Size 9x7
Novel Star.



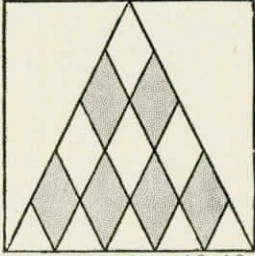
No. 367 Size 18 in.
Single Sunflower.



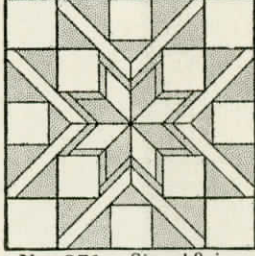
No. 368 Size 12x7
The Tumbler.



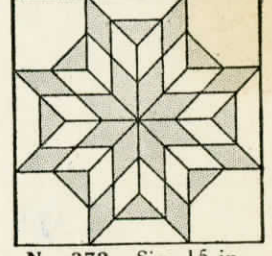
No. 369 Size 13 in.
T Quilt.



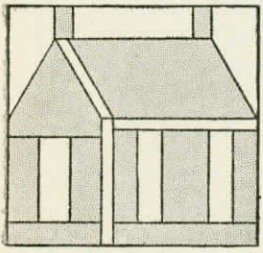
No. 370 Size 10x10
Sugar Loaf.



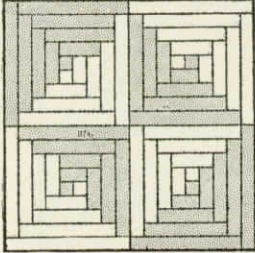
No. 371 Size 18 in.
New Star.



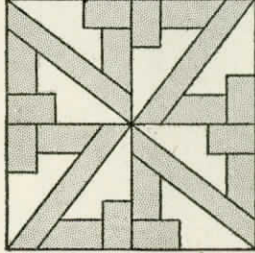
No. 372 Size 15 in.
Blazing Star.



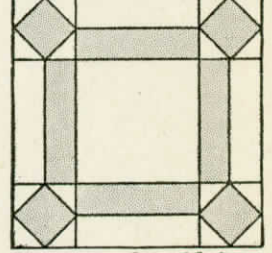
No. 373 Size 15x15
Little Red House.



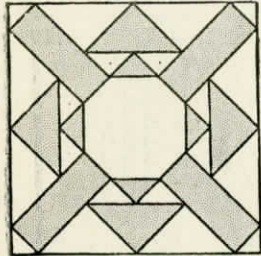
No. 374 Size 27 in.
Amer. Log. Patchwork.



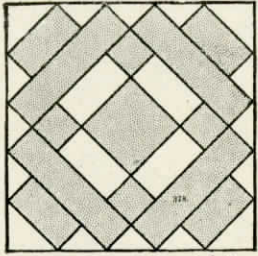
No. 375 Size 13 in.
Four Z Patch.



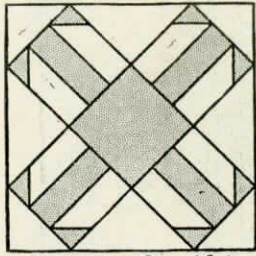
No. 376 Size 13 in.
Johnnie ar'd the Cor.



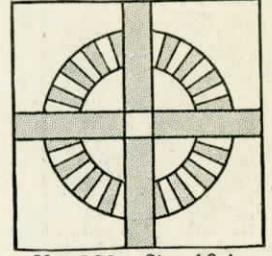
No. 377 Size 15 in.
All Kinds.



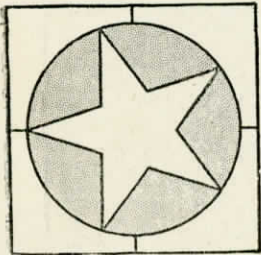
No. 378 Size 15 in.
Album.



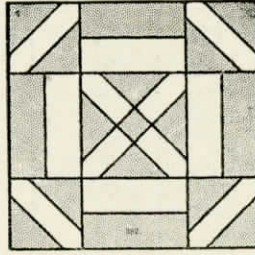
No. 379 Size 15 in.
Boxed T's.




No. 380 Size 18 in.
Ladies' Fancy.




No. 381 Size 9 in.
Union Star.



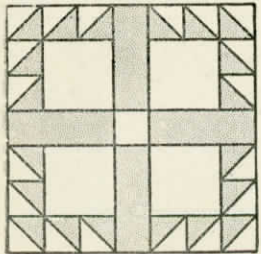
No. 382 Size 13 in.
Girl's Joy.



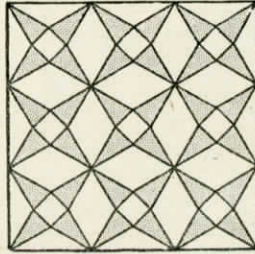
No. 383 Size 15 in.
Vestibule.



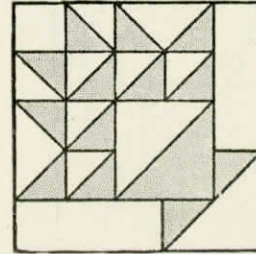
No. 384 Size 9 in.
Magic Circle.




No. 385 Size 13 in.
Hen and Chickens.



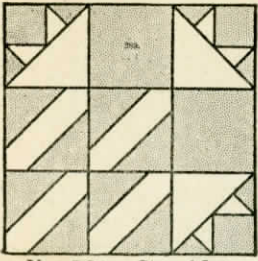
No. 386 Size 15 in.
Kaleidoscopic Patch.



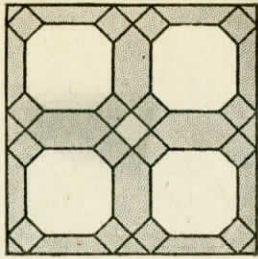
No. 387 Size 13 in.
Grape Basket.



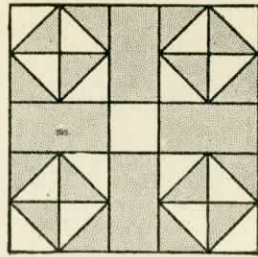
No. 388 Size 18 in.
Blackford's Beauty.



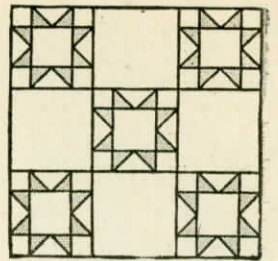
No. 389 Size 15 in.
Tassal Plant.



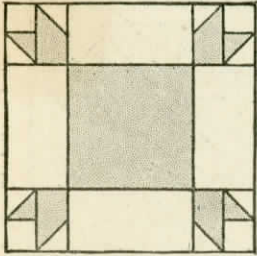
No. 390 Size 18 in.
Tile Patchwork.



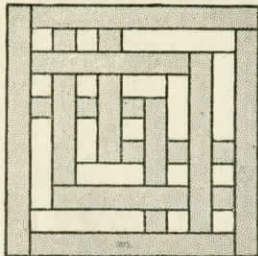
No. 392 Size 15 in.
Red Cross.



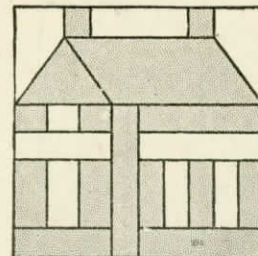
No. 393 Size 18 in.
Cluster of Stars.



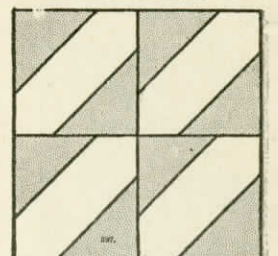
No. 394 Size 15 in.
Tulip Lady Finger.



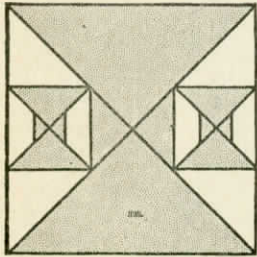
No. 395 Size 15 in.
Carpenter's Square.




No. 396 Size 15 in.
Jack's House.



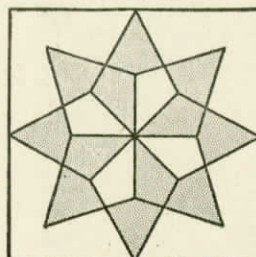
No. 397 Size 9 in.
Indian Hatchet.




No. 398 Size 15 in.
Spools.



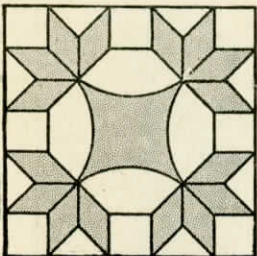
No. 399 Size 15 in.
Star A.



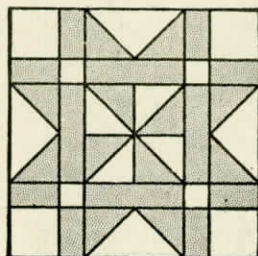
No. 400 Size 13 in.
Enigma.



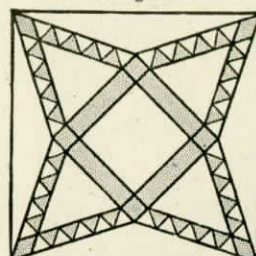
No. 401 Size 15 in.
Swinging Corners.



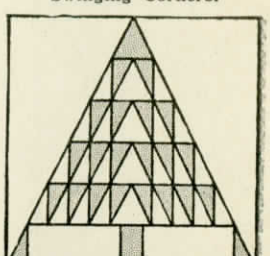
No. 402 Size 15 in.
Hands all Round.



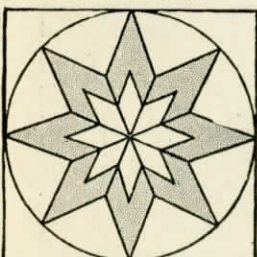
No. 403 Size 15 in.
Star Lane.



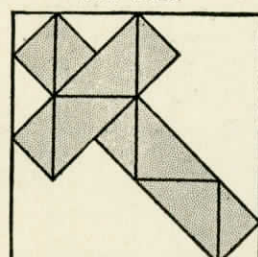
No. 404 Size 18 in.
The Philippines.



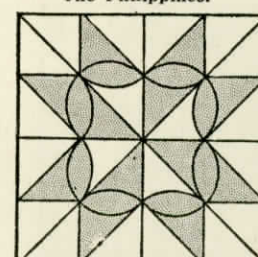
No. 405 Size 18 in.
Pine Tree.



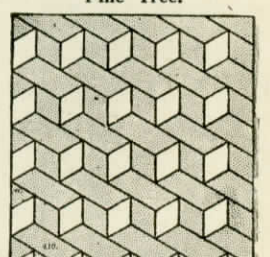
No. 406 Size 15 in.
Twinkling Stars.



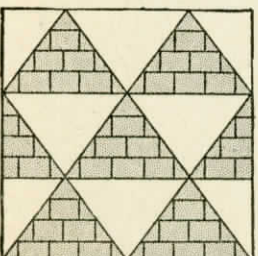
No. 407 Size 13 in.
The Cross.



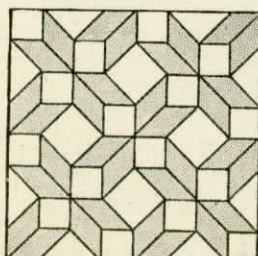
No. 409 Size 15 in.
Winding Walk.




No. 410 Size 18 in.
Brick Pile.



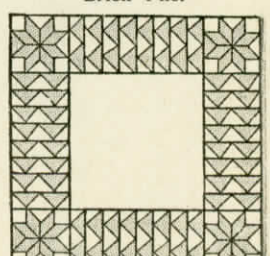
No. 411 Size 18 in.
Pyramids.




No. 412 Size 15 in.
Cube Lattice.



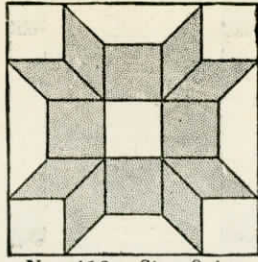
No. 413 Size 18 in.
Arabic Lattice.




No. 415 Size 24 in.
Crib Quilt.



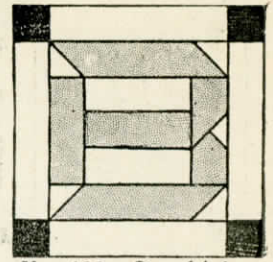
No. 417 Size 18 in.
Basket Lattice.



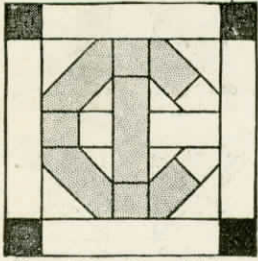
No. 419 Size 9 in.
Farmer's Daughter.



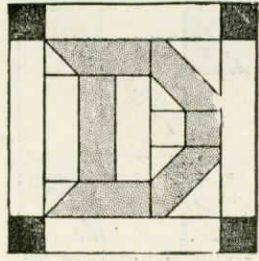
No. 421 Size 14 in.
Alphabet.



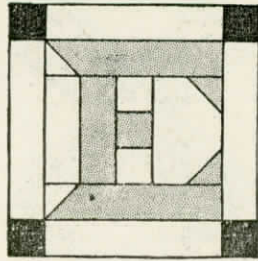
No. 422 Size 14 in.



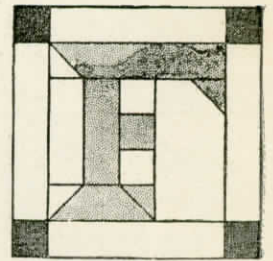
No. 423 Size 14 in.



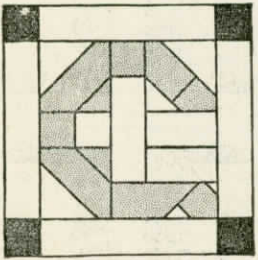
No. 424 Size 14 in.



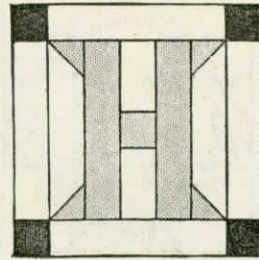
No. 425 Size 14 in.



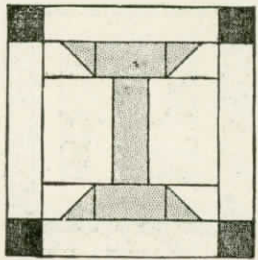
No. 426 Size 14 in.



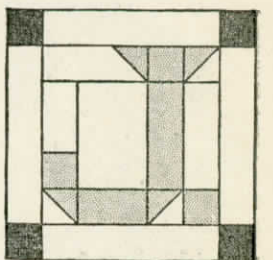
No. 427 Size 14 in.



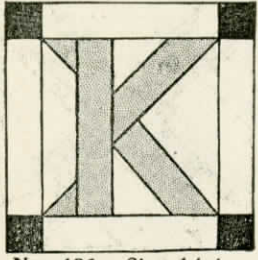
No. 428 Size 14 in.



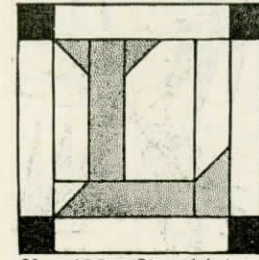
No. 429 Size 14 in.




No. 430 Size 14 in.



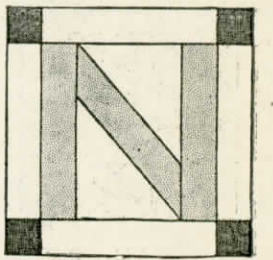
No. 431 Size 14 in.



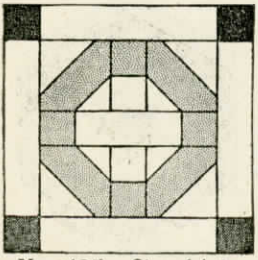
No. 432 Size 14 in.



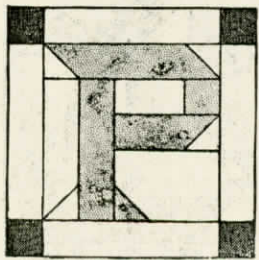
No. 433 Size 14 in.



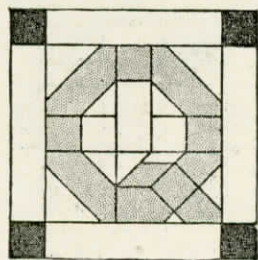
No. 434 Size 14 in.




No. 435 Size 14 in.



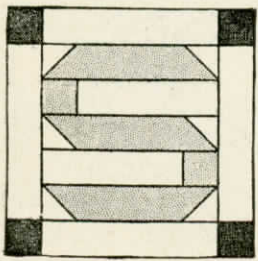
No. 436 Size 14 in.



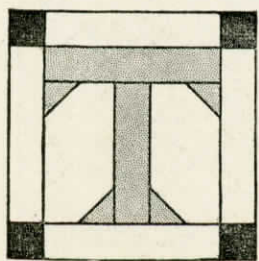
No. 437 Size 14 in.



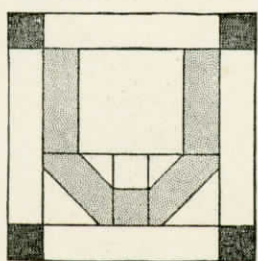
No. 438 Size 14 in.




No. 439 Size 14 in.




No. 440 Size 14 in.



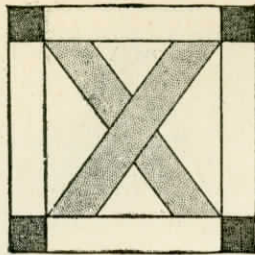
No. 441 Size 14 in.



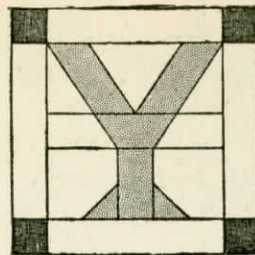
No. 442 Size 14 in.



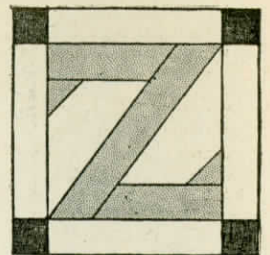
No. 443 Size 14 in.



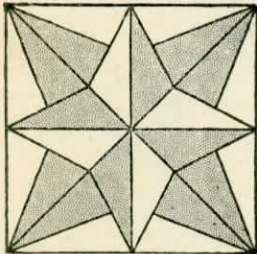
No. 444 Size 14 in.



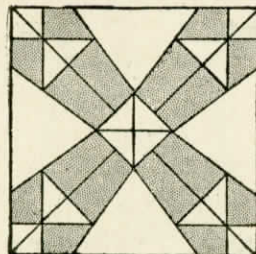
No. 445 Size 14 in.



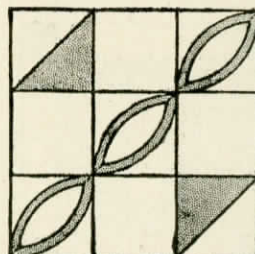
No. 446 Size 14 in.



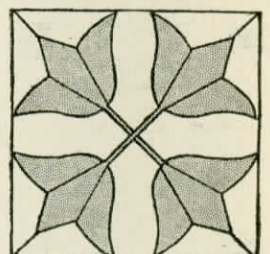
No. 450 Size 13 in.
Eight Pointed Stars.



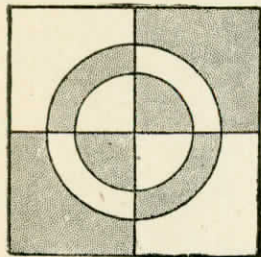
No. 451 Size 9 in.
Dutch Mill.



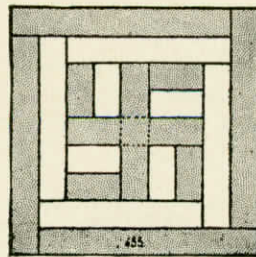
No. 452 Size 12 in.
Lock and Chain.



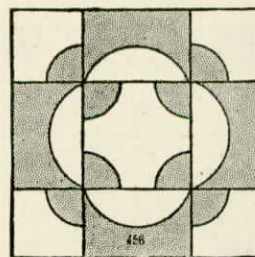
No. 453 Size 16 in.
Four Tulips.




No. 454 Size 9 in.
Fair Play.



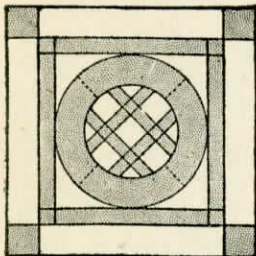
No. 455 Size 9 in.
Swastika Patch.




No. 456 Size 9 in.
Queen's Crown.



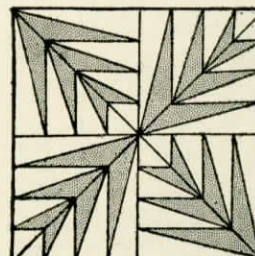
No. 457 Size 9 in.
Stone Mason's Puzzle.



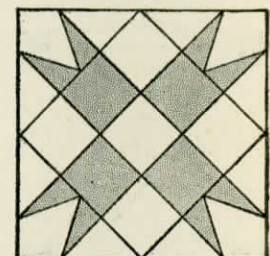
No. 458 Size 9 in.
Fox and Geese.



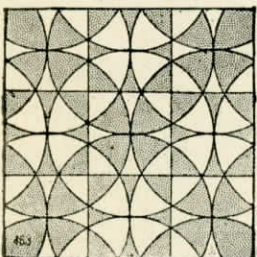
No. 507 Size 15 in.
Milky Way.



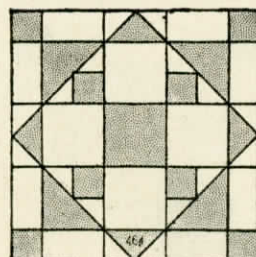
No. 461 Size 12 in.
Palm Leaf.



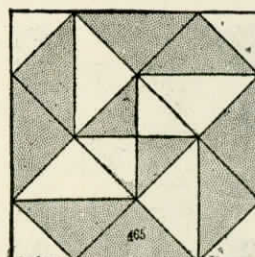
No. 462 Size 9 in.
Royal Star Quilt.



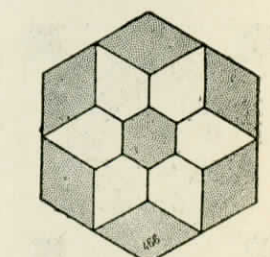
No. 463 Size 18 in.
Winding Ways.



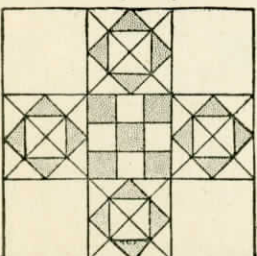
No. 464 Size 9 in.
Fanny's Favorite.



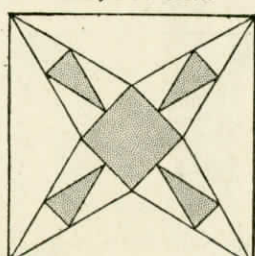
No. 465 Size 9 in.
Next Door Neighbor.




No. 466 Size 9 in.
Texas Star.



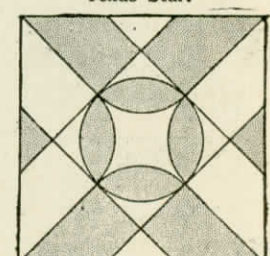
No. 467 Size 12 in.
Santa Fe Block.



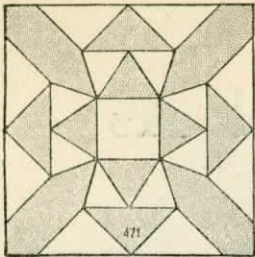
No. 468 Size 12 in.
Iowa Star Block.



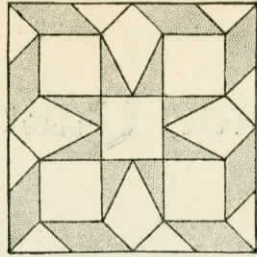
No. 469 Size 12 in.
Tallahassee Quilt Block.



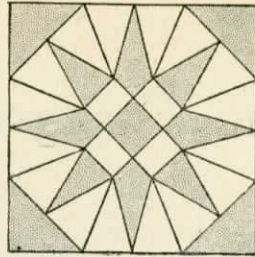
No. 470 Size 12 in.
Dover Quilt Block.



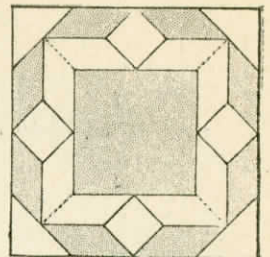
No. 471 Size 12 in.
Annapolis Patch.



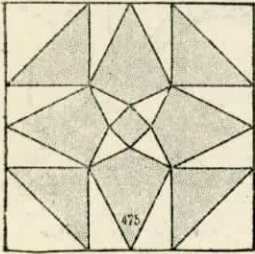
No. 472 Size 12 in.
Springfield Patch.



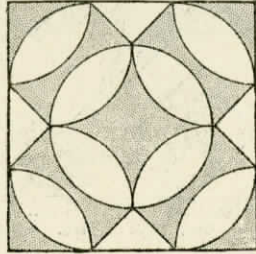
No. 473 Size 12 in.
Star of North Carolina.



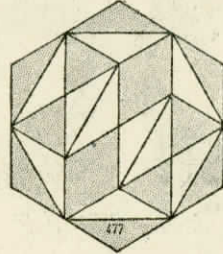
No. 474 Size 12 in.
Baton Rouge Block.



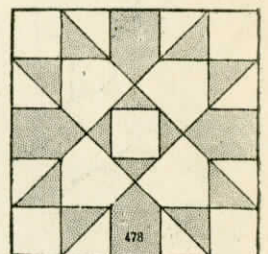
No. 475 Size 12 in.
Little Rock Block.



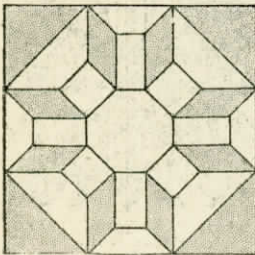
No. 476 Size 12 in.
Trenton Quilt Block.



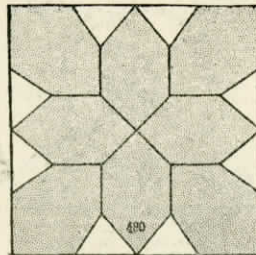
No. 477 Size 9 in.
Madison Quilt Block.



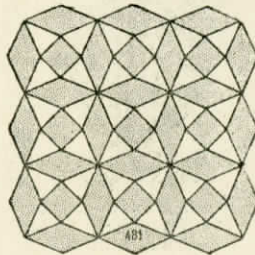
No. 478 Size 12 in.
Providence Quilt Block.



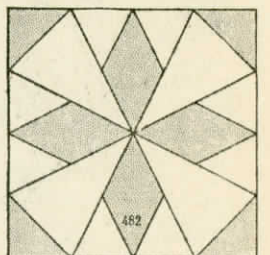
No. 479 Size 12 in.
Miss Jackson.



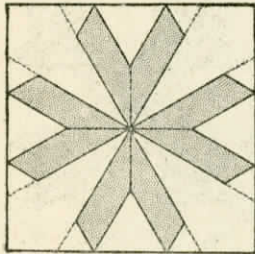
No. 480 Size 9 in.
Morning Patch.



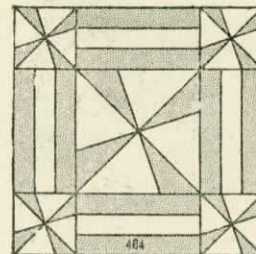
No. 481 Size 12 in.
Diamond and Star.



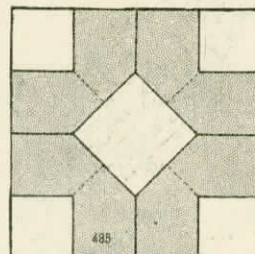
No. 482 Size 9 in.
Key West Beauty.



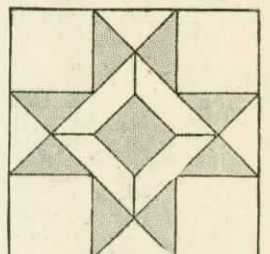
No. 483 Size 9 in.
V. Block.



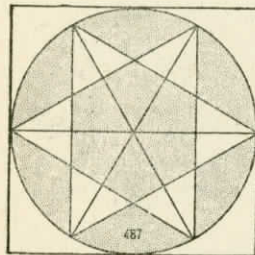
No. 484 Size 12 in.
Tangled Lines



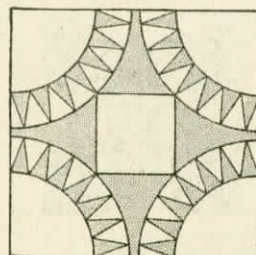
No. 485 Size 9 in.
Susannah Patch.



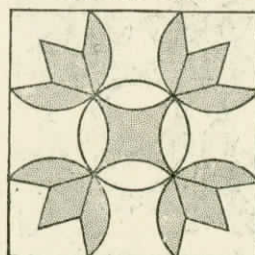
No. 486 Size 9 in.
Braced Star.



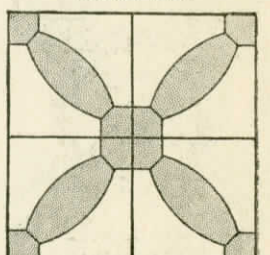
No. 487 Size 12 in.
Savannah Beautiful Star.



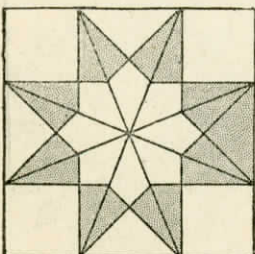
No. 488 Size 18 in.
Suspension Bridge.



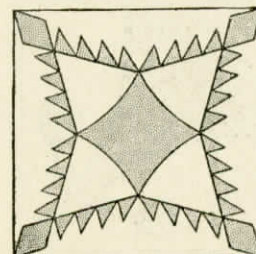
No. 489 Size 12 in.
Milwaukee's Own.



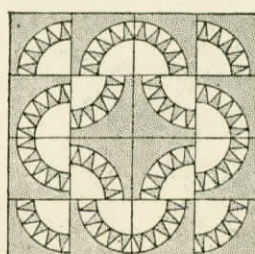
No. 490 Size 9 in.
Whale Block.




No. 491 Size 9 in.
St. Louis Block.



No. 492 Size 18 in.
Philadelphia Patch.




No. 493 Size 18 in.
Baby Bunting.




No. 494 Size 18 in.
Wyoming Patch.

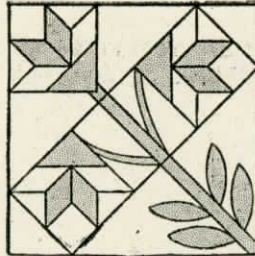
Applique Designs for Quilt Blocks




No. 74 Size 18 in.
Three F'd Sunflower.




No. 52 Size 11 in.
Persian Palm Lily.



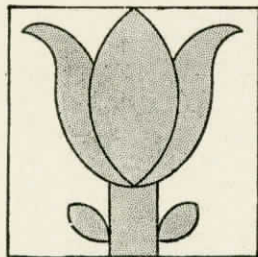
No. 53 Size 18 in.
Cleveland Lilies.




No. 54 Size 15 in.
Lily of the Valley.




No. 56 Size 11 in.
White Day Lily.



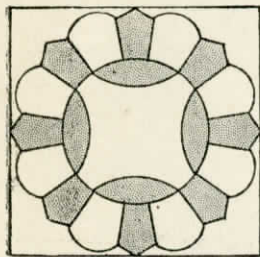
No. 65 Size 12x9
Tulip Block.




No. 70 Size 12 in.
Hickory Leaf.



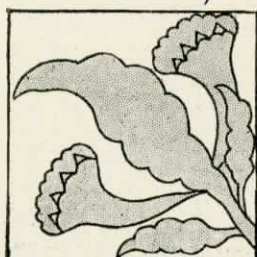
No. 72 Size 13 in.
Maple Leaf.



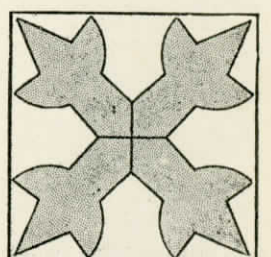
No. 73 Size 16 in.
The Sunflower.




No. 93 Size 13 in.
Pineapple, No. 2.




No. 110 Size 9 in.
Olive Branch.



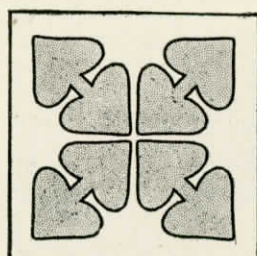
No. 111 Size 6 in.
Poplar Leaf Patchwork.




No. 113 Size 12 in.
The Hand.




No. 116 Size 13 in.
Philadelphia Beauty.



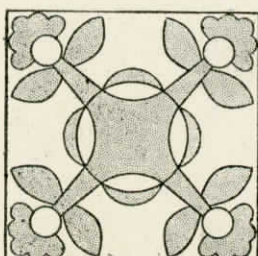
No. 180 Size 13 in.
Friendship Quilt.



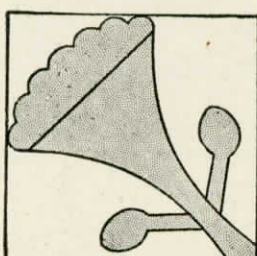
No. 184 Size 13 in.
California Rose.




No. 186 Size 13 in.
Mexican Rose.



No. 187 Size 12 in.
Harrison Rose.



No. 188 Size 7 in.
The Love Rose.



No. 189 Size 13 in.
Wreath of Roses.

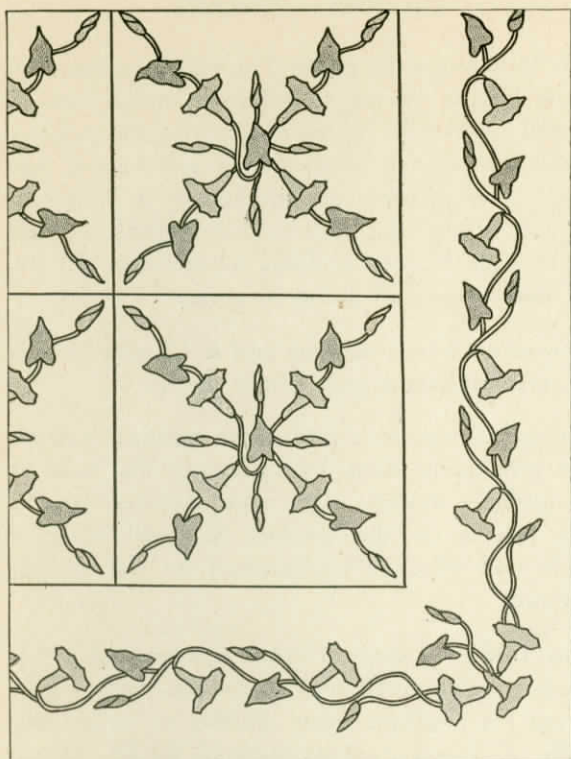
No. 6061—MORNING GLORY

This charming design is sufficiently simple to tempt the most inexperienced quilt maker. If the applique work is carried out in pink, blue and lavender for the flowers, and green for the leaves and stems, the quilt will harmonize with any color scheme.

Twelve 16-inch squares and a 12-inch border make the quilt 72x88 inches.

This design will make a very handsome quilt, if the quilting is done by following the lines of the design and by using an elaborate scroll design in the plain squares which are formed when the applique blocks are put together.

No. 6061—Twelve 16-inch squares and 12-inch border, stamped on best muslin and paper pattern for applique parts, **\$3.25**; or on sateen, **\$4.50**. Colored applique material, **\$1.75**. Paper pattern, **50c**.



No. 6061—MORNING GLORY

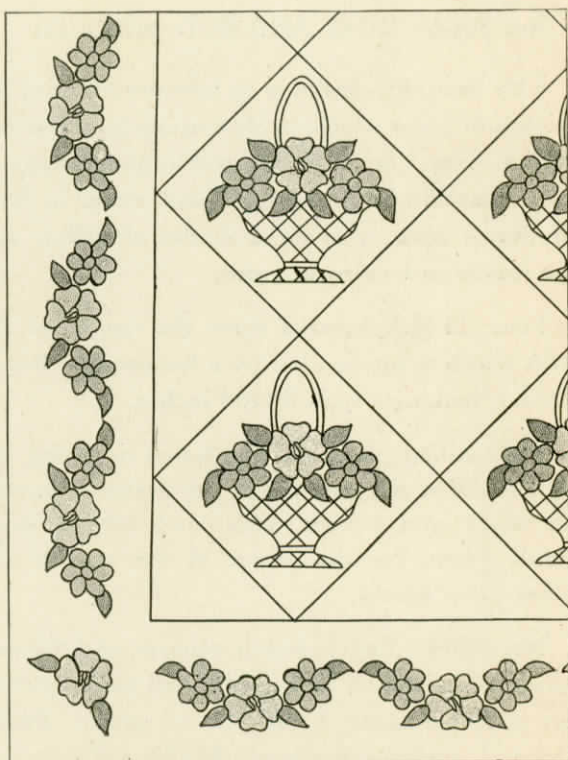
No. 6062—FLOWER BASKET

This quaint basket design with its precisely arranged flowers, appliqued in shades of deep pink and blue, with green leaves and light tan basket, and quilted with black thread, will give just the right touch to a colonial room.


The design is carried out on twenty 12-inch squares which are set together with a plain square of the same size and finished with an 8-inch border, making a quilt 82x98 inches.

The following suggestion for quilting will be most in keeping with the colonial character of the quilt. Follow the lines of the design and use the old-fashioned feather design in a 12-inch circle for the plain squares and a row of scallops on each side of the border design.

No. 6062—Twenty 12-inch squares and an 8-inch border stamped on best muslin, with twenty plain squares and paper pattern for applique parts, **\$3.50**; or on sateen, **\$5.00**. Colored applique material, **\$2.25**. Paper pattern, **50c**.



No. 6062—FLOWER BASKET



No. 6063—JONQUIL

No. 6063—JONQUIL

In this unusually graceful design composed of motifs having the even outline so much desired in applique work, we have a spring-time cheerfulness carried out in shades of soft yellow and green. The flowers are applied in light and medium yellow, the buds in deep yellow, the design on the border scallops in medium yellow, and the leaves and stems in green.

Twenty 15-inch squares and a 10-inch border are used, making a quilt 80x95 inches.

As in all applique quilts, the quilting will be most effectively done by following the lines of the applique design. Use small squares for the plain spaces on the border; this will make a simple and effective background for the scallop applique.

No. 6063—Twenty 15-inch squares and a 10-inch border stamped on best muslin, with paper pattern for applique parts, **\$3.00**; or on sateen, **\$4.75**. Colored applique material, **\$3.25**. Paper pattern, **50c**.


No. 6064—ROSE AND BUD WREATH

This beautiful design is an interpretation of the wreath of roses which, in its various forms, is one of the oldest and most favored applique designs. The roses and buds are applied, either in three shades of pink or in three shades of yellow and the leaves and stems in green.

Four 24-inch squares form the center of the quilt which is surrounded by a handsome 18-inch border, making a quilt 84x84 inches.

For quilting, no more handsome or fitting design could be suggested than the design of wreath on block and border, combined with a small scroll design for the center of the wreath and other plain spaces.

No. 6064—Four 24-inch squares and 18-inch border stamped on best muslin and paper pattern for applique parts, **\$3.50**; or on sateen, **\$4.50**. Colored applique material, **\$3.00**. Paper pattern, **50c**.



No. 6064—ROSE AND BUD WREATH