


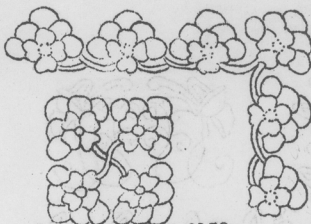
C. Bendery

QUILTING DESIGNS




Q41

12-in. square, 6-in. border..70¢
16-in. square, 9-in. border..90¢



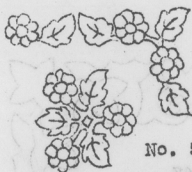
Q152

10-in. square, 5-in. border..70¢
11½-in. square, 7-in. border..80¢



Q132

3-in.50¢
5-in.60¢




No. 5004

11-in. sq., 4-in. border...80¢
14-in. sq., 6-in. border...90¢



Q162



Q8

12-in...40¢



Q38

13x21½-in.....70¢



Q163



Q164

Q162..10x11-in....50¢
Q163.. 8x12½-in....50¢
Q164.. 8x11½-in.. 40¢



Q9

11-in...40¢



Q153

9-in. square and
motif 3x8-in., 60¢
11-in. square and
motif 3x8-in., 70¢

LADIES-ART CO. ST. LOUIS, MO.

Est. 1889

QUILTING DESIGNS




Q151

8x13-in.; 5-in. border...70¢
10x15-in., 7-in. border...80¢




Q24

9-in. square; 7-in. border...\$1.00
12-in. square; 10-in. border...\$1.20
17-in. square, 10 1/2-in. border...\$1.40



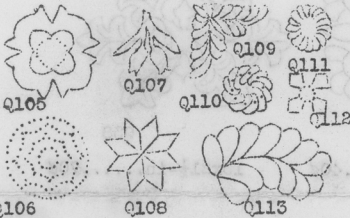
Q63

2-in.30¢
4-in.50¢
6-in.70¢



Q100

11-in. square, 9-in. border...90¢



Q106

Q107

Q109

Q111

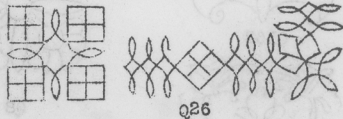
Q110

Q112

Q106

Q108

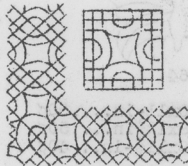
Q113



Q26

6-in. square; 5-in. border...60¢
11-in. square, 7-in. border...80¢

Q105..9-in...30¢ Q110..5-in...25¢
Q106..8-in...30¢ Q111..4 1/2-in...20¢
Q107..6x6 1/2-in...25¢ Q112..4-in...20¢
Q108..8-in...30¢ Q113..4-in...50¢
Q109..5 1/2x10-in...50¢



No. 5007

Size 8-in. sq., 6-in. bor., 80¢
Size 8-in. sq., without border 40¢
Size 6-in. bor., without square 20¢




Q30

Q53

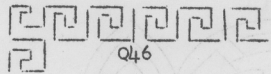
Q30. Choice of 6, 8, 10 or 12-in. circle with 4x11-in. feather...80¢
18-in circle, 5x15-in. feather...\$1.
Q53. Feather Design Oval
Size 14x17, 60¢ ; size 23x38, \$1.50

QUILTING
DESIGNS
WITH
CORNER




Q42

Specially designed for quilting strips between blocks and narrow borders.




Q46




Q43

No. Q42 to Q49 inclusive:




Q47



Q44

2-in. wide

30¢ each



Q48



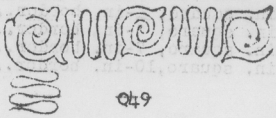
Q45

3-in. wide

40¢ each

4-in. wide

50¢ each



Q49

5-in. wide

60¢ each



Q72

8-in., 40¢



Q73

8-in., 40¢



Q74

9-in., 40¢



Q75

8½-in., 40¢



Q76

8½-in.-40¢


11½-in.-50¢

17-in.-60¢



Q77

12½-in., 50¢



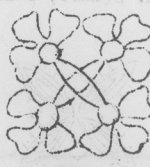
Q78

12-in., 50¢



Q79

11-in., 50¢



Q80

8-in., 40¢

11-in., 50¢



Q84

6½x8-in., 30¢



Q85

6-in., 25¢



Q89

5½x7½-in.
30¢



Q90

4-in., 25¢



Q91

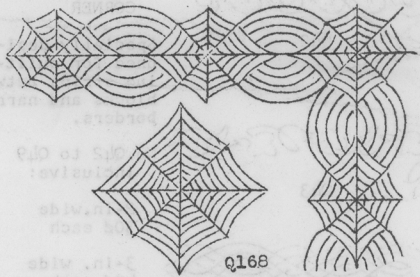
6-in., 25¢

The price and size is given with each design. Be sure to specify size. The patterns are perforated on a very high grade of BOND paper and will last indefinitely. They are transferred to the material by means of stamping powder or stamping wax. It is best to use the powder for stamping articles to be quilted, as any part of the outline not covered by stitches can be rubbed off with clean cloth without marring the work. To stamp with powder, place the pattern on the material with rough side up and secure so that it will not move, cover a soft cloth with powder and rub over the pattern.



Q94

6-in. square, 4-in. border...60¢
 9-in. square, 6-in. border...70¢
 11-in. square, 7-in. border...80¢
 14-in. square, 10-in. border...\$1.



Q168

8½-in. square, 6½-in. border...\$1.
 11½-in. square, 7½-in. border...\$1.30
 16-in. square, 9-in. border...\$1.50




Q37

9-in. square, 5-in. border...60¢



Q170

This design is especially suitable for Double Wedding Ring Quilt Pattern No. 512, shown in our Quilt Pattern Book.
 12-in.--50¢



Q104

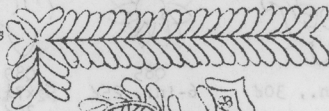
13-in...60¢
 14-in...60¢
 15-in...60¢



Q103

11-in...50¢
 14-in...60¢
 15-in...60¢

STAMPING POWDER...30¢ per package, 2 packages...50¢. Directions are included.



Q36

12-in. circle, 6-in. border...\$1.00

LADIES ART CO.
 ST. LOUIS, MO.

Est. 1889