

The Living Rose

LIVING

FOR YOUNG HOMEMAKERS

Quilt No. 3285

designed by *Bucilla*




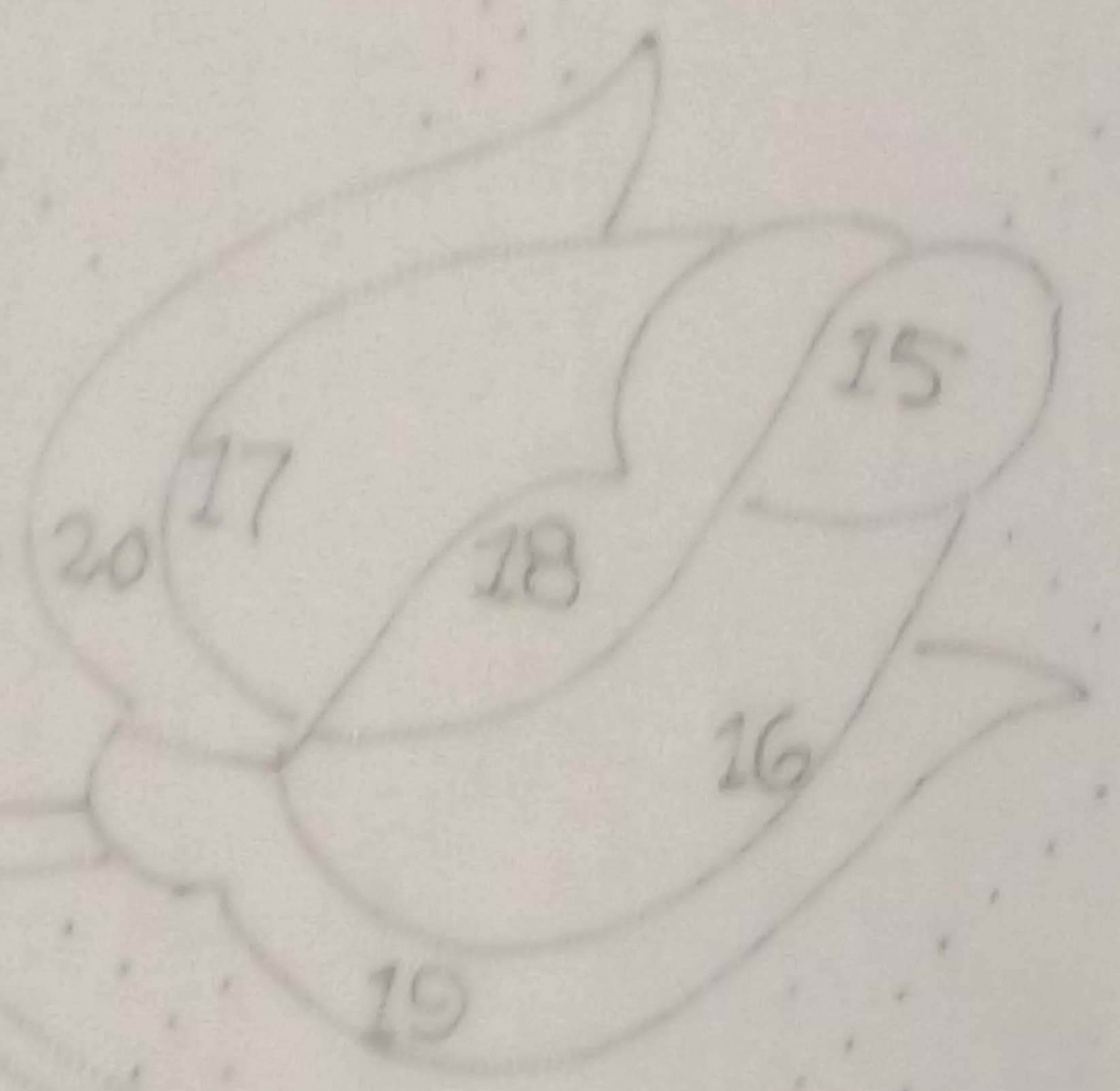

Cut Size 84 x 100" — SUITABLE FOR SINGLE or DOUBLE BED



Stamped on fine quality White Percale. Fast color appliques and binding for edge included.
Instructions for embroidery, applique, padding and quilting also included.

(Size 81x108" Batting sufficient to pad this quilt)

ALL COTTON





NO. 3285
"THE LIVING ROSE"
QUILT



FINISHING INSTRUCTIONS: Trim quilt 1/8" beyond stamped line. Encase edge with binding as follows: Open one fold of binding and turn end under 1/4". Place right side to right side of quilt (raw edges together) and slip stitch binding to quilt using fold as a guide for stitching. When ends meet, overlap and slip stitch together. Turn binding to back of quilt and slip stitch last fold along stitching line - see illustrations. We recommend that the quilt be dry cleaned rather than washed unless very carefully done. Washing may make padding lumpy. If washed, extreme care should be taken as rubbing tends to pull padding apart and leave thin spots.

PRINTED IN U.S.A. 8/58

CUT SIZE - 84x108"

COLORS	COLOR NUMBERS		SEWING REQUIRED
	BUCILLA SIX STRAND	F.V.C. SIX STRAND	
Lt. Pink	2203	776	1
Dr. Pink	2032	3326	1
Lt. Rose	2054	603	1
Dr. Rose	2058	601	2
Red	2044	816	1
Lt. Olive Green	2470	3347	1
Dr. Olive Green	2471	3343	4
Blue Green	2469	991	2

First cut strips apart along broken lines, then match and sew strips together as shown in illustration. Proceed with embroidery - quilting is done later.

The Six Strand Cotton may easily be separated into one or more strands. Use one strand for attaching appliques and two strands for all outline stitch. For convenience in working cut floss into 36" lengths.

APPLIQUES: (STEMS - green bias strips): Pin in place along guide lines, turning under raw ends when necessary. Slip stitch edge to foundation, using 1 strand of matching floss.

APPLIQUES: (PATCHES): Cut out on broken lines in order required. Slash all inside curves to allow for easier turning. Turn under all edges on solid lines, with the exception of edges that fall under a piece that is appliqued later - Example - inside edges of appliques 2, 3 and 4 as they will be covered by appliques 5 and 8; and ends of bias stems.

Pin or baste in place and slip stitch to foundation in numerical order, using one strand of matching floss. Embroider veins in leaves and adjoining stems in dark olive green outline stitch - illustrated on reverse side.

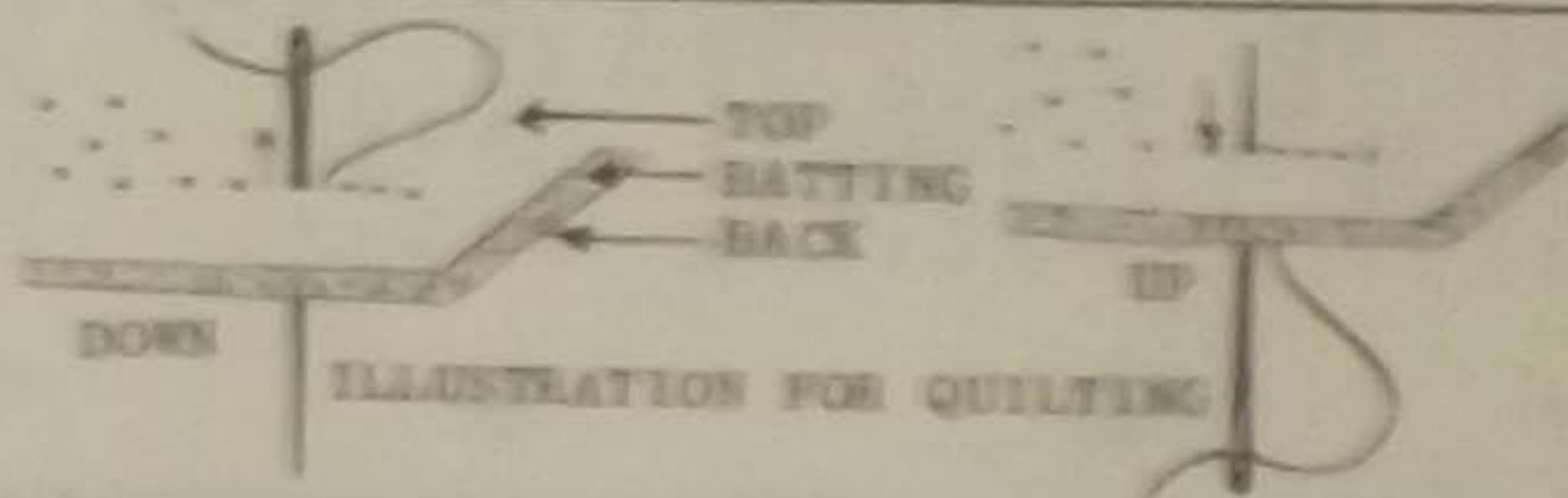
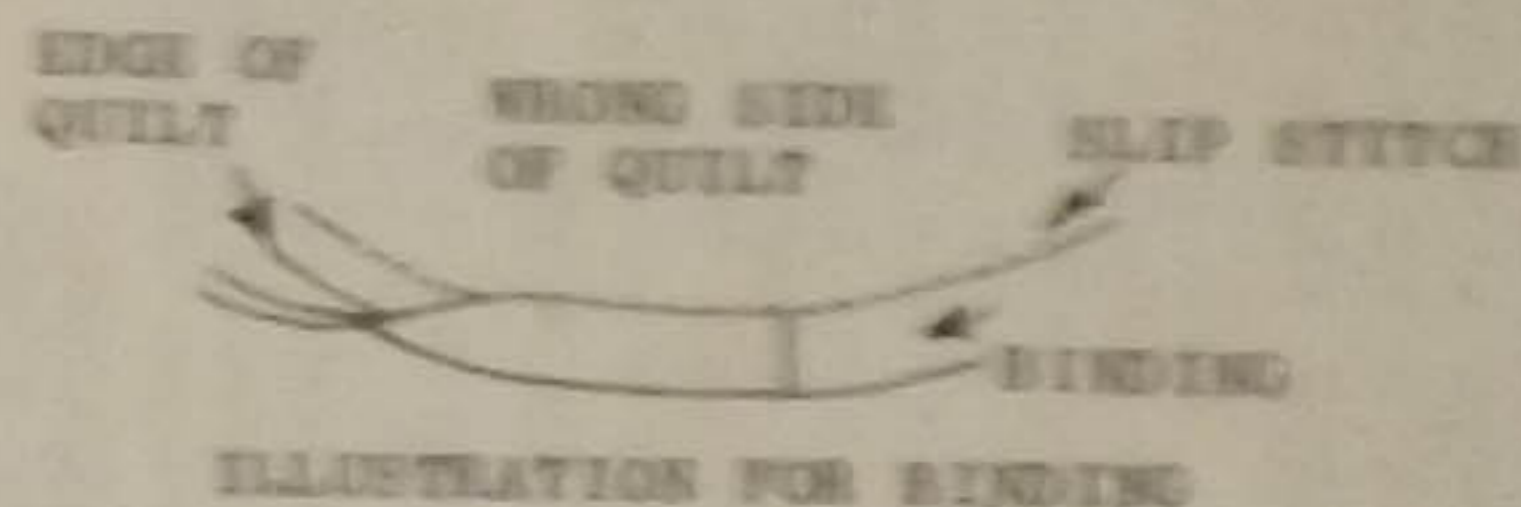
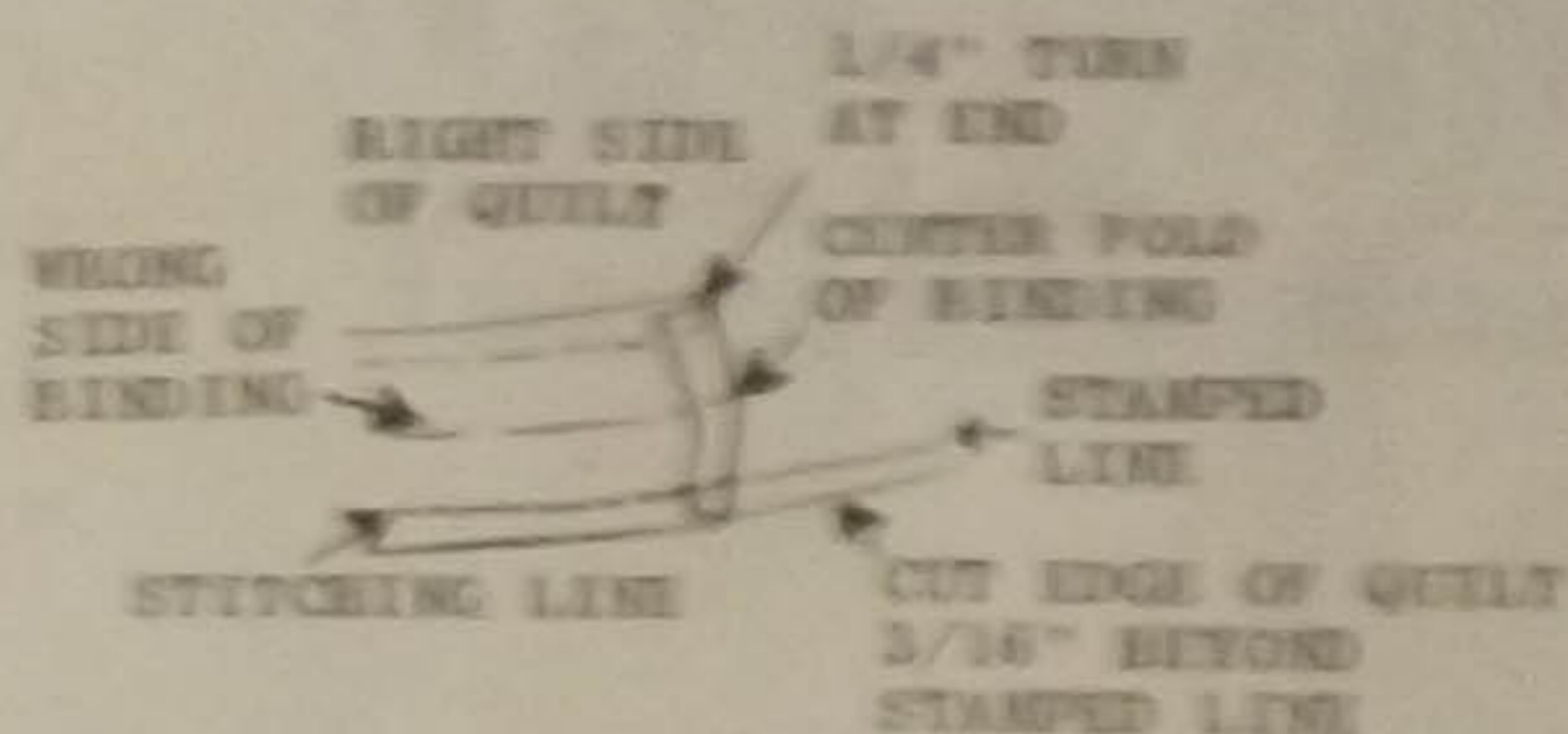

QUILTING

We recommend Bucilla Quilt Back No. 25001.

THE MATCHING QUILT BACK CAN BE ORDERED BY YOUR DEALER TO ASSURE YOUR GETTING THE SAME QUALITY FABRIC AS THE QUILT TOP.

Batting (for padding) is available at all stores in size 81 x 108" and is sufficient to pad the quilt if instructions are followed correctly. Press embroidered quilt top carefully on reverse side. Place batting on wrong side of quilt top using the outside stamped lines as a guide. Cut away excess batting and (if necessary) add strips of batting to the width of quilt completely covering areas between guide lines (it is unnecessary to join cut pieces of batting). Place quilt back over batting and baste all pieces - (top, batting and back) together to prepare for quilting. Use white sewing thread for quilting - do not knot thread to fasten at ends of quilting - take a few stitches through all layers at beginning and ending of thread as this is more secure and neater than a knot.

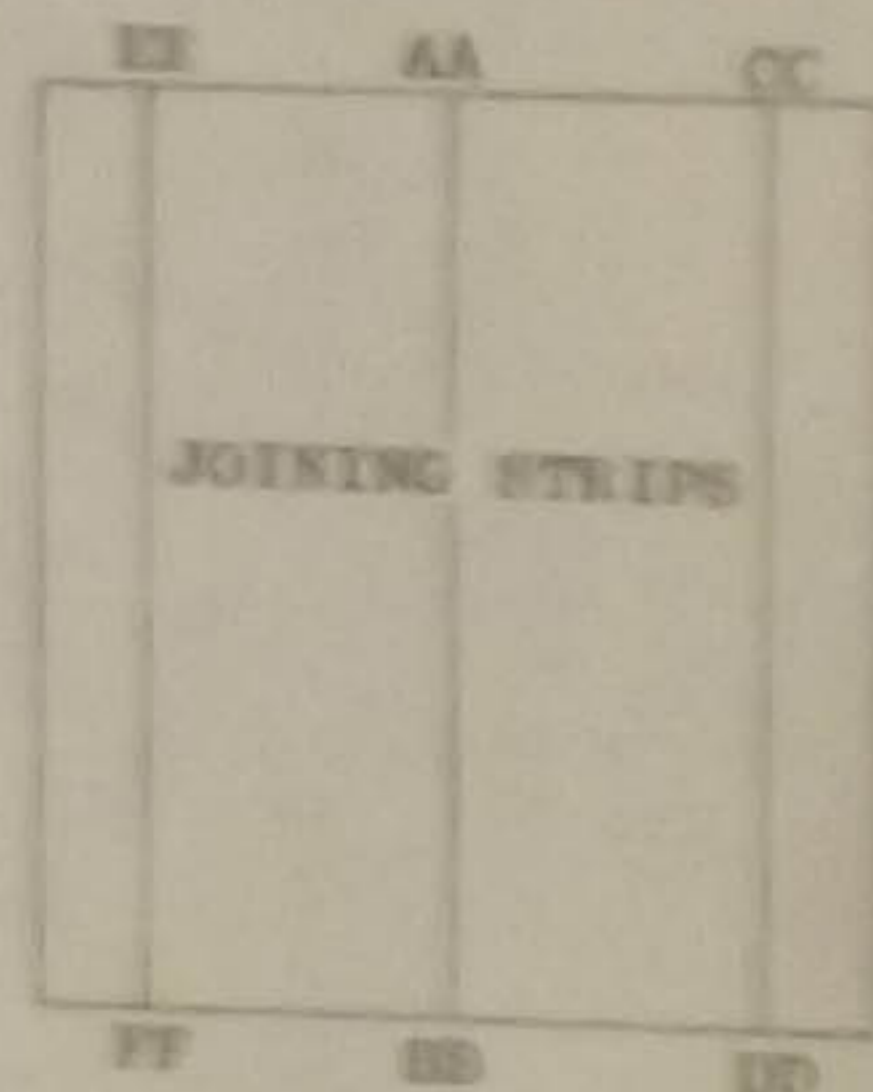
With a small running or darning stitch sew through layers where dots are indicated or quilt with conventional quilting stitch which is, one stitch at a time, pushing needle directly down then directly up through all all thicknesses - see illustration. The quilting stitch should be small and the same size on both sides of quilt.



WHEN JOINING STRIPS BE SURE TO HAVE THE LINES IN DESIGN MEET SO THAT THEY CARRY THROUGH FROM ONE SECTION TO THE OTHER.



SLIP STITCH



2007-119-92-12

D·M·C

WORLD FAMOUS EMBROIDERY AND CROCHET COTTONS



D-M-C SIX STRAND SUPER MERCERIZED EMBROIDERY FLOSS (Modified Special)

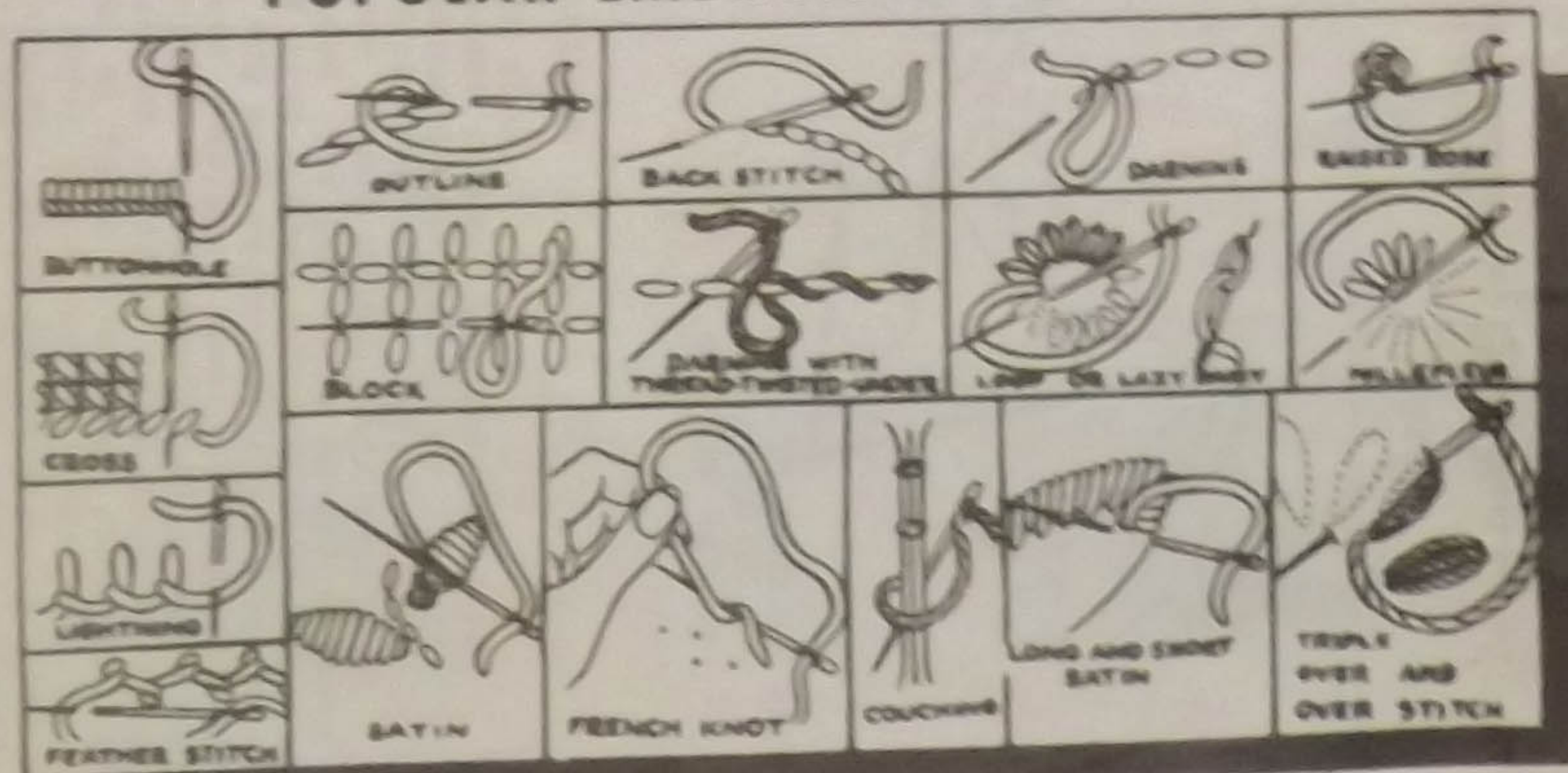
Art. 117— Ideal for general embroidery and tapestry work. The even, uniform strands are easily divided. A vast selection of fast solid colors and variegated shades to satisfy the most exacting needlework artist. Known and acknowledged throughout the world as the most beautiful and perfect stranded cotton.



D-M-C BRILLIANT PEARL (Perle) COTTON

Balls Art. 116 and skeins Art. 115 in a very extensive color line of superbly graded shades and brilliant variegated colors. This most versatile thread comes in coarse, medium and fine sizes. Used by experts to obtain skillful effects in all types of embroidery stitches. Greatly favored for crocheting and knitting baby garments, gloves, sweaters, etc. Also crocheted edges for pillow cases, towels, etc.

POPULAR EMBROIDERY STITCHES



SUPERB BUCILLA EMBROIDERY AND CROCHET COTTONS

... BUCILLA SIX STRAND ...
This fine quality super lustrous floss is perfect for general embroidery. Because the six uniform strands can be easily divided into one or more strands, this floss may be used for delicate as well as bolder stitchery. Made in a complete range of rich, guaranteed ballproof and sunfast colors.

... BUCILLA BROCADE ...
A stunning glitter yarn that offers elegance with economy. Soft and much more flexible than conventional metallic yarns, it is light enough for knitting and crocheting an entire garment. Also widely used for decoration and trimming in combination with other yarns. 25% Rayon, 75% Metal, in Gold, Silver as well as Emerald, Royal Blue and Jet Black.

... BUCILLA JUMBO BALL ...
This superb mercerized hard-wire crochet cotton is ideal for lacy luncheon sets, dollies, chair sets, tablecloths, etc. Its beautiful finish and deluxe quality assures a lifetime of wear. In a choice of sizes in White, Ivory and Ecru.

... BUCILLA WONDERSHEEN ...
America's favorite super lustrous crochet cotton! Evenly twisted of finest combed cotton, finished with a rich sheen—a truly deluxe quality for bedspreads, luncheon sets, banquet cloths, chair sets, etc. Made in Ivory, White and Ecru. Put up in the new convenient Magic-skein that pulls easily while crocheting.

... BUCILLA PETITE WONDERSHEEN ...
Some super lustrous quality as Bucilla Wondersheen, but spun in finer size for daintier crochet effects. Put up in Magic-skeins. Made in Ivory, White and Ecru.

... BUCILLA BLUE LABEL ...
For those who prefer a delustered (dull) finish here's another outstanding deluxe quality crochet cotton. It's smoothly twisted of combed cotton to give a lifetime of wear. Ideal for bedspreads, dollies, chair sets, scarfs, etc. Put up in Magic-skeins. Made in Ivory and White.

... BUCILLA WONDER-KNIT ...
Whether it's a knitted baby's soaker or a tufted or crochet moss-soft rug you make, its flower-fresh colors are guaranteed to keep their color trueness for they are ballproof and sunfast. Fluffy and soft as wool.

