

CONTENTS: MERCHANDISE

**POSTMASTER: — This parcel may be opened for
Postal Inspection if necessary. RETURN AND FOR-
WARDING POSTAGE GUARANTEED.**

FROM

**ROBERT FRANK
NEEDLEWORK SUPPLY CO.
KALAMAZOO,
MICHIGAN**



MAKERS OF

LONE STAR

AND A VARIETY OF OTHER

READY-CUT-TO-SIZE QUILT PATCHES

To

**Wm. J. Ehmen
RFD 3
St. Joseph, Illinois**

3-9

1-1-42

30975





INSTRUCTION CHART for "STAR OF DIAMONDS"




Fig 1

Size of "Star of Diamonds" as illustrated 75x75

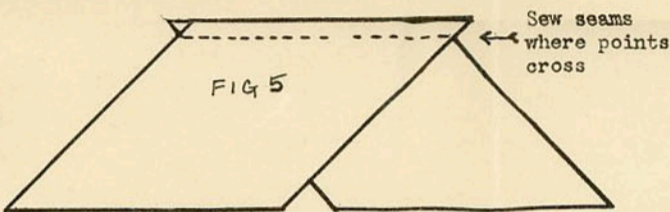


Fig 5

Sew seams where points cross

BEAUTIFY YOUR "STAR"

Into a Gorgeous QUILT TOP . USE OUR ACCESSORIES

Now that you "Star of Diamonds" is finished you will have to decide whether you wish to applique it on some material or add greatly to its beauty by ordering our accessories.

Since it is so great an improvement when the filling in is done with the same colors as those used in your star, and the entire design surrounded by a border in the same four colors we strongly suggest you buy our

Complete Accessories 2.90

20 SQUARES and 8 TRIANGLES-----\$1.65

BORDER, in four colors to match---\$1.25

We suggest the following colors:

For RED or BROWN Star: Yellow, Orange or White.

For BLUE or GREEN Star: Pink, Rose, White

Be sure to make your choice of color and mark plainly on orderblank.

Suggestions for Quilter's Needs.

"Springdale Backing"(White) 81x96---\$1.58

"Springdale Backing"(White) 90x108---\$1.97

"Percale Backing" choose color to match your Star-----\$2.00

Mountain Mist Quilting Cotton-----\$0.70

Fill In Order Blank NOW!

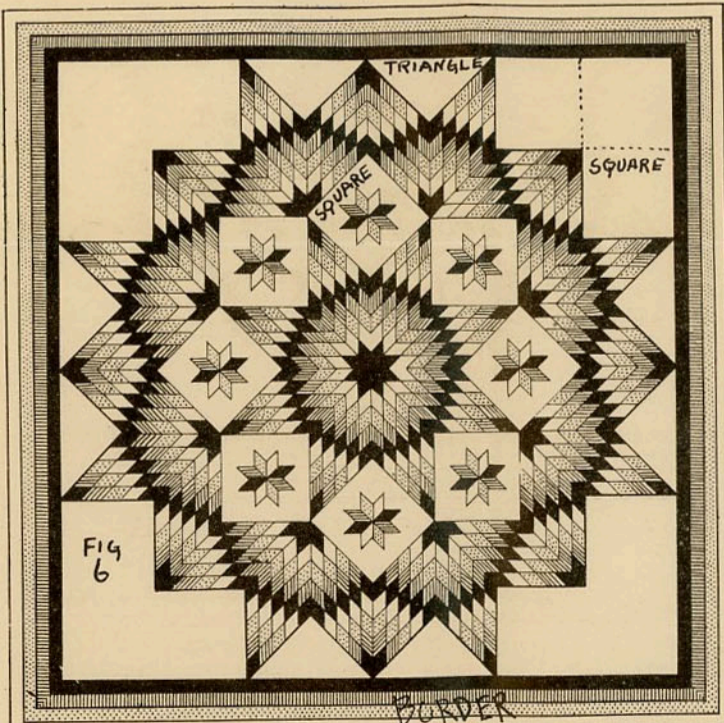


Fig 6

Size of "Star of Diamonds" as illustrated 87x87

The complete "Star of Diamonds" fig 1, consists of 32 diamond shaped points of 25 small sections (ready-cut-to-size) diamonds each. Carefully examine fig.3, which shows a complete point, with one strip detached.

Note the arrangements of colors as shown in fig.2. You will notice that we use in our "Star of Diamonds" the four beautiful rainbow color combinations which have gained for us such a wonderful reputation with our well known "Lone Star" design.

First you sew the pieces (small diamonds) together in strips of five, as shown in fig. 4.

Be very careful as to how these patches or small diamonds are sewn together, because here is the only place where a mistake in the beginning might cause serious trouble. Therefore look at fig 5, and see how the diamonds are lapped over, and where the seam must be to have the edges line up perfectly. If edges do not line up perfect, the section will either be too narrow or too wide when you come to join them. If you do not get the sections to line up perfect we suggest that you rip them apart and try again.

Be sure to remember that each diamond has two straight edges and two bias edges. You can find the difference by pulling on the points and the side that does not stretch must always be sewn onto the side that does stretch. This is very important

Fig 2

44-A	red	Tangerine	Orange	Yellow
44-B	Brown	Tangerine	Orange	Yellow
44-C	Blue	Orchid	Rose	Pink
44-D	Green	Orchid	Rose	Pink

If you will watch the bias and selvage and watch the overlapping your quilt can not help but be perfect and each section will almost automatically fall together.

When you have your five strips of five diamonds each, you are to put these strips together into one large diamond or section. Again, remember that when you sew the strips together into one large diamond, they are lapped in precisely the same manner as the small diamonds.

Follow figure 3, start with the darkest diamond, then the next darkest and so on; be sure to watch your color arrangement as is shown in fig 2.

When you have finished your 32 sections you must sew them together to complete your "Star of Diamond" design. First you sew 8 points together to form the center star, (see fig. 1.) This star is surrounded by the 24 sections to make the scalloped border, which you are to assemble in exactly the same manner as shown in figure 1.

Now you have your "Star of Diamonds" completed and you will have an adorable quilt top if you simply applique it on to some solid background, white or color, to suit your taste, and you can use the extra diamonds we included with the shipment to make the little stars in the squares.

NOTICE! WE ADVISE THAT YOU FINISH YOUR QUILT WITH OUR ACCESSORIES!!




Fig 4

sew strips together as you did the diamonds with the seams where the points cross

When you are ready to order your ACCESSORIES, keep in mind that a PERFECT MATCH is of great importance. The mills can not guarantee that the dye mixture from one shipment to the other is alike. Therefore, to be sure of a perfect match your order should be placed within two weeks after you ordered your Star Pieces.

MASTER QUILTING PATTERN

Simple to use, - eliminates smear and smudge, - no paints, - no compounds or powders required, - does not wear out, - leaves no permanent marks, - saves hours of time. Regular price 75c but when ordered with complete accessories \$0.40

WE PAY THE POSTAGE

on all shipments to our customers in the United States and Canada, but we must ask our Canadian customers to add 15% to their remittance to help pay for the extra shipping cost.

"LONE STAR"

We have sold thousands of this famous design, and the sales are continually increasing. If you never had the pleasure to work a "Lone Star" we certainly advise you not to put it off any longer. Comes also in the four beautiful color combinations, 36A-Red, 36B-Brown, 36C-Blue, 36D-Green. Regular price \$2.95, but to YOU as a customer if you will mail us five new names: **\$1.95**

NEW TRIP AROUND THE WORLD

You will have to see this design all finished to fully realize how adorable it really is. It is colorful, yet very restful and dignified, and harmonize with any furniture. Include a set of these ready-cut-to-size pieces with your order. Regular price \$3.75, but to YOU as one of our customers, if you will mail us five new names **\$2.75**

28A-Red, 28B-Brown, 28C-Blue, 28D-Green

OBLONG "STAR OF DIAMONDS"

Several of our customers prefer the oblong shape for our "Star of Diamonds" Quilt Top. Therefore we are now supplying a "Special Enlarging Strip" which is applied as shown in illustration fig. 7 below. Price of these "Special Strips"--- **\$0.50** For colors please refer to Accessories---

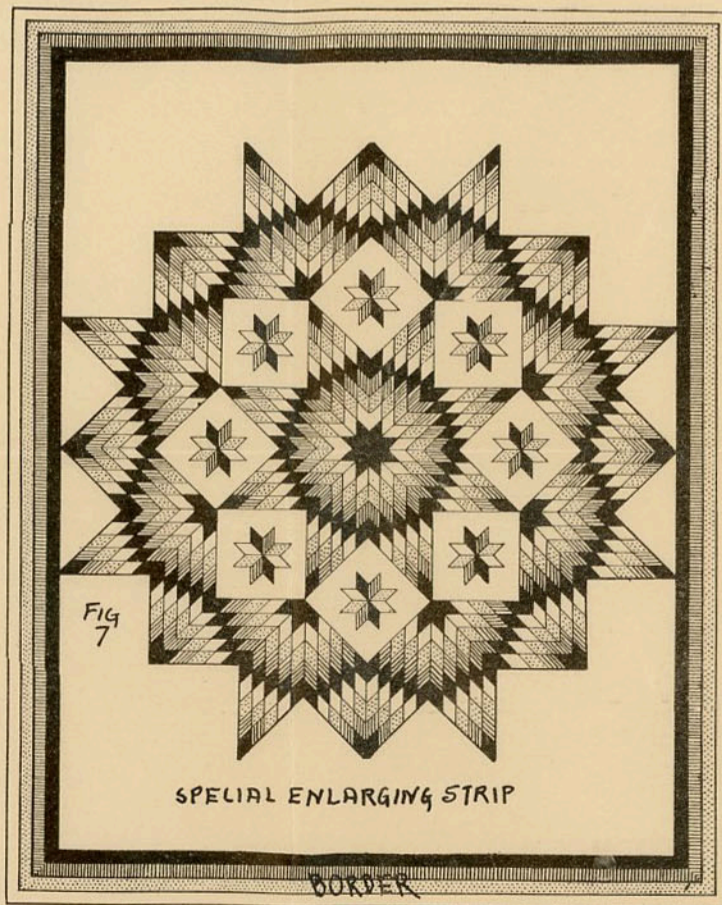


Fig 7

SPECIAL ENLARGING STRIP

BORDER

Size of "Star of Diamonds" as illustrated 87x98

Robert Frank Needlework Supply Company, Kalamazoo, Mich.

POST CARD

POSTAGE
HERE

Robert Frank Needlework Supply Co.

KALAMAZOO,

RUSH!

MICHIGAN

Please hand this card to one of your Friends today.

Robert Frank Needlework Supply Company
Kalamazoo, Michigan

Gentlemen:-

A friend showed me your PERFECT READY-CUT-TO-SIZE QUILT PIECES. I am interested in making quilts, therefore would appreciate seeing samples of the wonderful Percale you use and the illustrations showing your designs in their beautiful rainbow colors. I understand I will receive your Special Friendship Offer, good for \$1.00 saving on each set.

Kindly mail all this, without obligation, today.

Name _____

Address _____

City _____ State _____

Back of postcard

WARNING! COMPLETE CHANGE OF PRICES!

Due to the great increase in cost of materials all quotations appearing in our catalogs, folders, order blanks, etc., have been cancelled and the prices quoted below are now in effect, and are subject to change without notice.

USE THIS ACCESSORIES ORDER BLANK TODAY

Robert Frank Needlework Supply Company, Kalamazoo, Mich.

Please ship the following order for accessories as soon as possible,

My Name is _____

My Address is _____

WARNING

Please be sure to state colors desired for corners, triangles, enlarging strips.
For colors **A** and **B** we can supply yellow, orange and white. (No other colors.)
For colors **C** and **D** we can supply pink, rose and white. (No other colors.)

IF NO COLOR IS GIVEN WE WILL SHIP WHITE

Border will come in four colors, just like the machine-cut pieces.
Special Oblong Enlarging strip is used to add to the length of your quilt top, and should be ordered in the same color as Corners and Triangles.

Remittance enclosed.....\$ _____

Please ship C.O.D.

PLEASE STATE COLOR	HOW MANY?	ARTICLE WANTED — PLEASE CHECK — A, B, C or D	PRICE	TOTAL
		FOR LONE STAR AND PATRIOTIC STAR		
		Border — 36A <input type="checkbox"/> 36B <input type="checkbox"/> 36C <input type="checkbox"/> 36D <input type="checkbox"/> Patriotic Star <input type="checkbox"/>	\$1.35	
		Corners, Triangles and Enlarging strips.....	1.60	
		Special Oblong Enlarging Strip.....	0.50	
		Master Quilting Pattern for No. 36 (read below).....	0.40	
		FOR STAR OF DIAMONDS		
		Border — 44A <input type="checkbox"/> 44B <input type="checkbox"/> 44C <input type="checkbox"/> 44D <input type="checkbox"/>	1.35	
		Corners, Triangles and Enlarging Strips.....	1.85	
		Special Oblong Enlarging Strips.....	0.50	
		Master Quilting Pattern for No. 44 (read below).....	0.40	
		FOR NEW TRIP AROUND THE WORLD		
		Border — 28A <input type="checkbox"/> 28B <input type="checkbox"/> 28C <input type="checkbox"/> 28D <input type="checkbox"/>	1.35	
		Master Quilting Pattern for No. 28 (read below).....	0.40	
		FOR DOUBLE IRISH CHAIN		
		Border — 198 <input type="checkbox"/> 198B <input type="checkbox"/> 198R <input type="checkbox"/> 198O <input type="checkbox"/>	1.35	
		Master Quilting Pattern for No. 198 (read below).....	0.40	
		MISCELLANEOUS SUPPLIES		
		High Grade Percale—(our standard colors) per yard.....	0.34	
		Percale Quiltbacking — standard colors (state color).....	2.65	
		Mountain Mist Quilting Cotton 81 x 96 With Patterns.....	0.95	
		“Nustyle” Quilting Frame.....	4.98	
		Quilting Thread — all colors (state color) 3 spools.....	0.34	
		Quilt Binding all our standard colors (state color) 12 yards.....	0.24	

C.O.D. orders amounting to \$1.00 and more will be accepted. Customer pays the amount of order, postage and C.O.D. charges. A \$1.00 deposit is required for C.O.D. orders for the “Nustyle” Quilting Frame.

Do not write in this space.

MASTER QUILTING PATTERNS

A new method, simple to use—eliminates smear and smudge—no paints, compounds or powders required. Does not wear out—leaves no permanent marks, saves hours of time. Price . . . **75c**
Price only 40c when ordered with complete accessories.

All cash-with-order shipments POSTAGE PREPAID by us. (Less than \$1.00 orders add 15c for shipping charges.)

Mail this order within two weeks from the date you received your ready-cut-to-size Quilt Pieces so you may be sure of a perfect color match.

From

Street

P. O.

State

(Please Print or Write Plainly)

ROBERT FRANK NEEDLEWORK SUPPLY CO.

MAKERS OF PERFECT READY-CUT-TO-SIZE QUILT PIECES.

ORDER-RUSH

KALAMAZOO, MICHIGAN