


Quilt NO.133 - PIN CUSHION
26 x 90-inches.



LADIES ART CO. --

--ST. LOUIS, MISSOURI.

INSTRUCTION SHEET
QUILT PATTERN NO. 133--PIN CUSHION

SIZE OF QUILT, when completed---86x96 inches

This quilt is made up of 288 5-inch pieced blocks and a 3-inch plain border.

COLORS

White or cream with any color desired are suggested for this quilt. See color chart for arrangement of colors.

AMOUNT OF MATERIAL REQUIRED

White or cream-----7 $\frac{1}{2}$ yards

Color-----8 yards

Lining, white 90-inch width-----2 yards and 24 inches.

NUMBER OF PIECES TO BE CUT

Piece No.1-----288 color

Piece No.2-----1152 white or cream

2 strips 3 $\frac{1}{2}$ x86 $\frac{1}{2}$ inches - white or cream

2 strips 3 $\frac{1}{2}$ x96 $\frac{1}{2}$ inches - white or cream

NOTE: Cut strips first to get full length without piecing.

SUGGESTIONS FOR CUTTING

Trace pieces of the pattern on light cardboard or sandpaper and cut out. Use these cardboard or sandpaper pieces as cutting guides. The most accurate method is to lay cardboard or sandpaper pieces(rough side down) on the material; mark around the pattern with pencil; cut out on pencil lines.

QUILTING

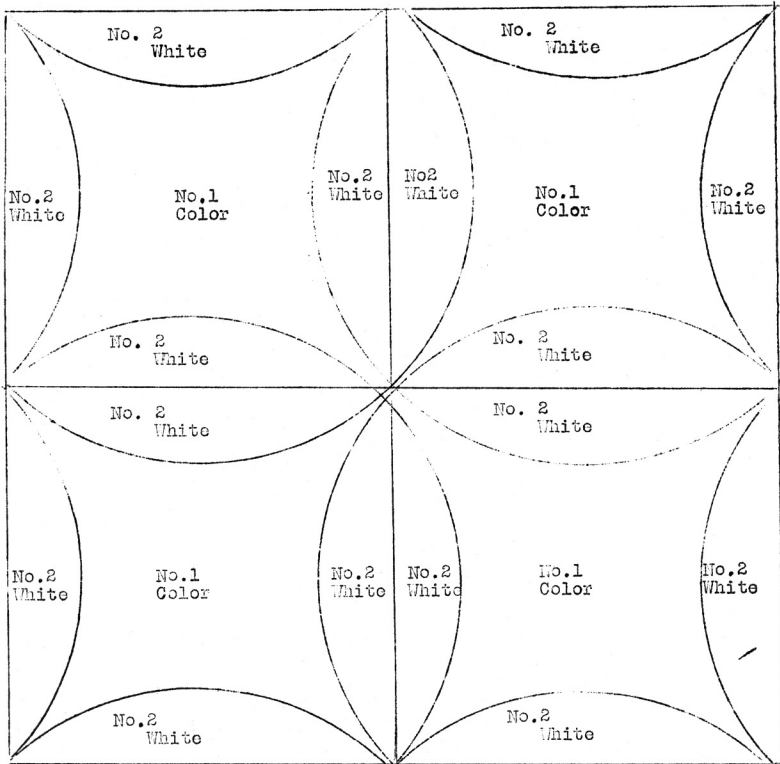
Quilt along all the seams of the piecing. Use our quilting design No.Q45 (2-inch width) on plain border strips.

LADIES ART CO.

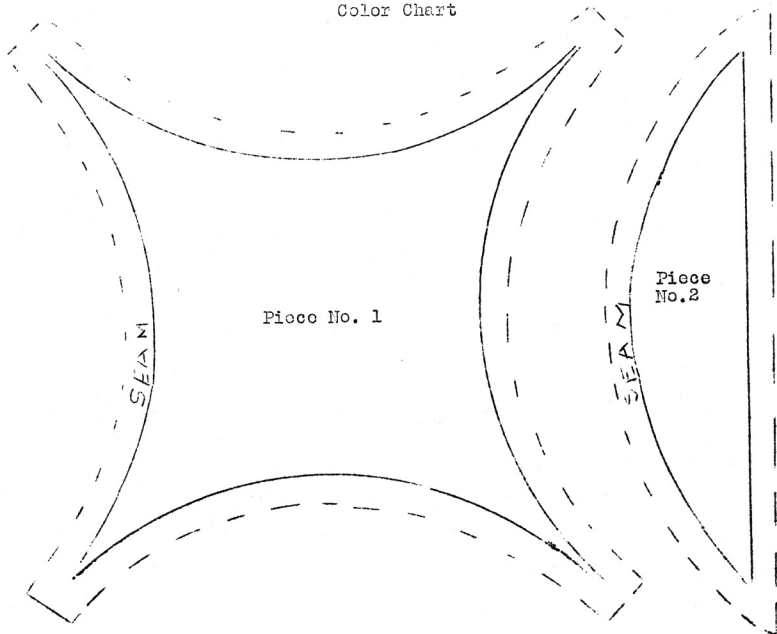
EST. 1889


ST. LOUIS, MO.

QUILT PATTERN NO. 133-----PIN CUSHION



Color Chart





133.