


QUILT PATTERN NO. 292 - VARIEGATED HEXAGONS



**INSTRUCTION SHEET
 QUILT PATTERN NO. 292
 VARIEGATED HEXAGONS**

SIZE OF QUILT: 75x90 inches.

This is a continuous design in which only one pattern piece is used. The number of pieces to be cut and amount of material required is based on a quilt approximately 75x90 inches.

COLORS:

White and any desired color may be used. Variegated prints may be used instead of a solid color. Another good combination would be alternating prints and a solid color.

AMOUNT OF MATERIAL REQUIRED:

White.....5 yards.
 Color.....5 yards.
 TOTAL.....10 yards.

NUMBER OF PIECES TO BE CUT:

Piece No. 1.....204 White
 Piece No. 1.....205 Colored

SUGGESTIONS FOR CUTTING:

Trace the pattern piece on light cardboard or sandpaper and cut out. Use the cardboard or sandpaper pattern as a cutting guide. The most accurate method is to lay the pattern on the material (rough side down) and mark around with pencil.

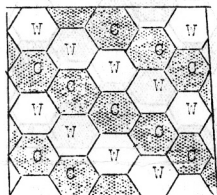
QUILTING:

Quilt around each piece one-fourth of an inch from the seam. Make another row of quilting one-half inch inside of the first row.

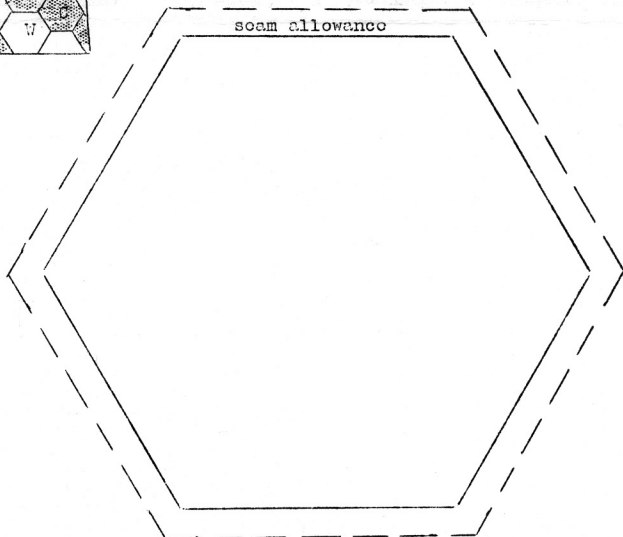
LADIES ART CO.

ST. LOUIS, MO.

EST. 1889



W-White
 C-Color





292.