


QUILT PATTERN NO. 135-STORM AT SEA--72x90 INCHES



LADIES ART CO.
ST. LOUIS, MO.

INSTRUCTION SHEET
 QUILT PATTERN NO. 135- STORM AT SEA

SIZE OF QUILT, 72x90-inches.

This quilt is made of nine 18-inch pieced blocks, set three by three; one plain and one pieced $4\frac{1}{2}$ -inch strip along each side, and two plain and two pieced $4\frac{1}{2}$ -inch strips at top and bottom.

COLORS

White and two shades of blue are suggested. Any two colors may be substituted. For arrangement of colors see color chart.

AMOUNT OF MATERIAL

White.....5 yards)
 Light blue.....3 " and 6-inches) Total, $9\frac{1}{2}$ yards
 Dark blue.....1 yard and 9-inches)

NUMBER OF PIECES TO BE CUT

Piece No.1.....9 dark blue
 " No.2.....36 " "
 " No.3.....36 white
 " No.4.....36 dark blue
 " No.5.....144 light blue
 " No.6.....144 white
 " No.7.....36 light blue
 " No.8.....144 white

BORDER

Piece No.7.....44 light blue
 " No.8.....176 white
 2 strips $5 \times 8\frac{1}{2}$ -inches.....white
 4 strips $5 \times 5\frac{1}{2}$ -inches.....white

NOTE: One-half inch allowance on strip measurements is for seams.
 Cut strips first to get full length without piecing.

FOR CORNER

4 squares 5×5 -inches.....dark blue

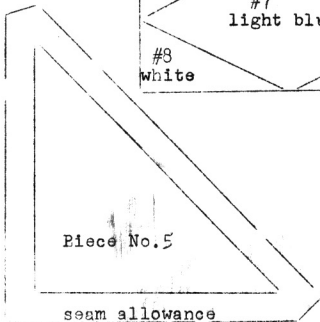
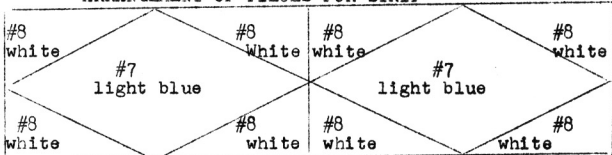
SUGGESTIONS FOR CUTTING

Trace pieces of the pattern on light cardboard or sandpaper and cut out. Use these cardboard or sandpaper pieces as cutting guides. The most accurate method is to lay cardboard or sandpaper pieces(rough side down) on the material. Mark around pattern with pencil. Cut out on pencil lines. Whenever possible, lay straight edges of pattern parallel with the threads of the material.

QUILTING

Quilt along all seams of piecing. Use our quilting design No.Q14 (4-inch width) on plain strips, and a section of the scroll of this design can be used in large diamond spaces and corner squares.

ARRANGEMENT OF PIECES FOR STRIP

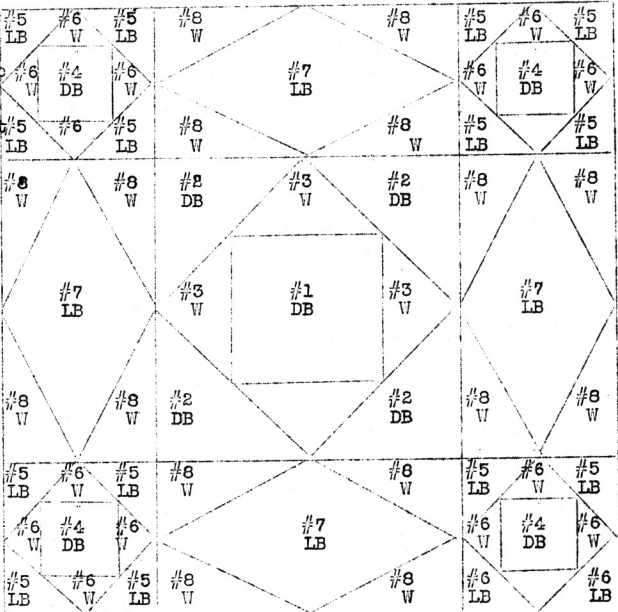


LADIES ART CO.
 ST. LOUIS, MISSOURI
 Since-1889

QUILT PATTERN NO. 135-STORM AT SEA---PATTERN SHEET NO. 2

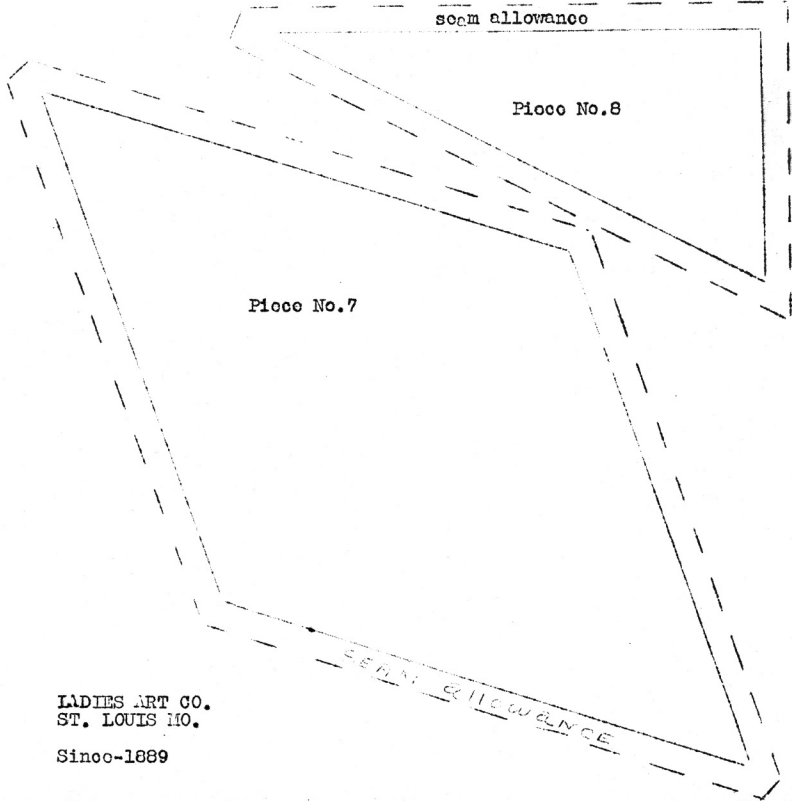
Abbreviations
 W--white
 DB--Dark blue
 LB--Light blue

The numerals
 on color chart
 are the piece
 numbers.

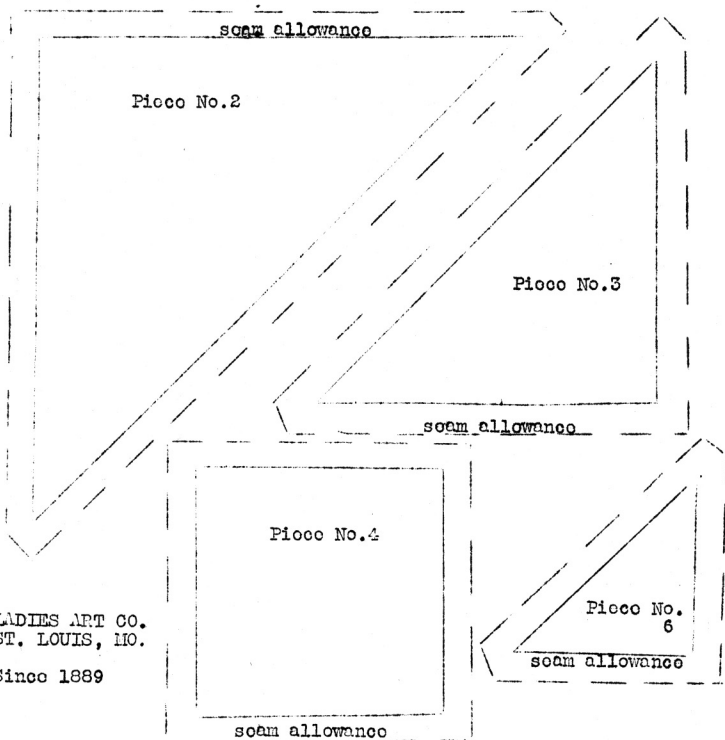



COLOR CHART

seam allowance



LADIES ART CO.
 ST. LOUIS MO.
 Since-1889



LADIES ART CO.
ST. LOUIS, MO.

Since 1889