


QUILT NO. 131-FANNY'S FAN
78x97-inches



INSTRUCTION SHEET
 QUILT PATTERN NO. 131-FANNY'S FAN

SIZE OF QUILT 78x97-inches.

This quilt as illustrated on other side of this sheet is made of eighteen 13-inch pieced blocks of fan pattern, alternating with seventeen 13-inch pieced blocks, made up of strips and squares. The quilt is completed with a 6 $\frac{1}{2}$ -inch plain border around three sides of the quilt.

COLORS:

White, yellow, and two shades of blue are suggested. For arrangement of colors see color chart on pattern sheet No. 1.

AMOUNT OF MATERIAL

White.....	5 yards and 6-inches)	}	Total 10 1/6 yards (Does not include lining)
Yellow.....	2 " " 27 " "		
Light blue.....	1 yard		
Dark blue.....	1 " and 4-inches)		

Lining, white, 81-inch width.....2 yards and 25-inches.

NUMBER OF PIECES TO BE CUT

Piece No. 1.....	72 dark blue
" " 2.....	144 " "
" " 3.....	144 light blue
" " 4.....	72 white
" " 5.....	144 "
" " 6.....	72 yellow
" " 7.....	68 "
" " 8.....	35 white
" " 9.....	140 yellow
" " 10.....	140 white
1 strip 7x65 $\frac{1}{2}$ -inches.....	white
2 strips 7x97 $\frac{1}{2}$ -inches.....	"

NOTE: Cut strips first to get full length without piecing.

SUGGESTIONS FOR CUTTING

Trace pieces of the pattern on light cardboard or sandpaper and cut out. Use these sandpaper and cardboard pieces as cutting guides. The most accurate method is lay cardboard or sandpaper pieces (rough side down) on the material. Mark around the pattern with pencil. Cut material on pencil line. When cutting, lay all straight pieces straight with the material.

QUILTING

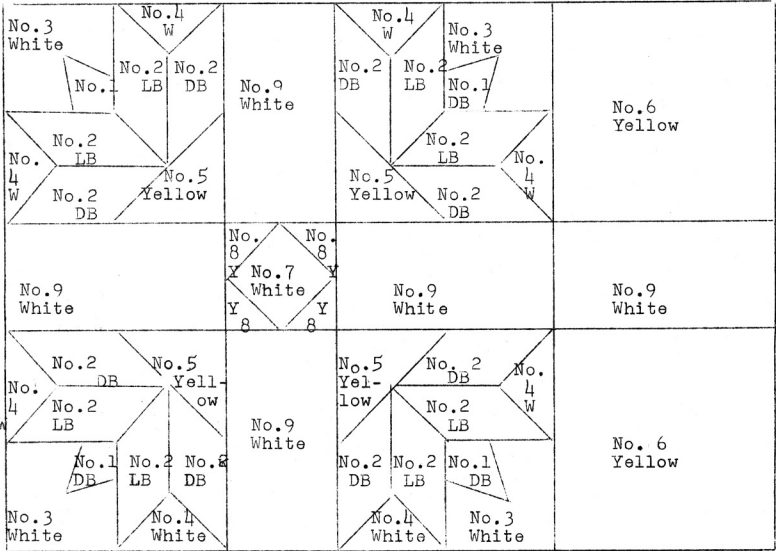
Quilt along all the seams of the fan blocks. Use our quilting design No. Q24 (12-inch Price-\$1.20) on alternating blocks (not quilting along seams) and use our design No. Q42 (5-inch Price 60 cts. each) on plain border.

LADIES ART COMPANY

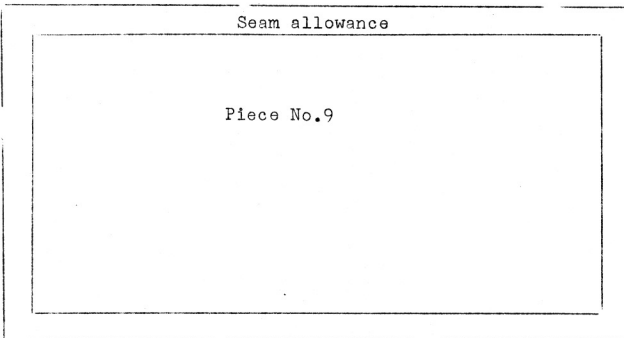
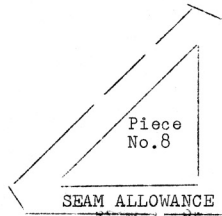
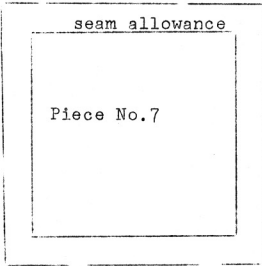
ST. LOUIS 1, MISSOURI

QUILT PATTERN NO.131--FANNY'S FAN
PATTERN SHEET NO.1

COLOR CHART



ABBREVIATIONS: W..white; Y..Yellow; DB..dark blue; LB..light blue



QUILT PATTERN NO.131--FANNY'S FAN
PATTERN SHEET NO.2

seam allowance

Piece No.
1

seam allowance

Piece No.2

seam allowance

Piece No.1
appliqued
on here.

Piece No.3

seam allowance


Piece No.4

Piece No.5

seam allowance

seam allowance

Piece No.6



131.