


QUILT PATTERN NO. 149-EIGHT HANDS AROUND
INSTRUCTION SHEET

Corner of Quilt



SIZE OF QUILT--84x97 inches.

This quilt is made up of forty-two 13-inch pieced blocks, set six blocks in width and seven in length with a 3-inch plain border strip.

COLORS

White, light green, medium green and dark green are suggested for this quilt. Any three harmonizing colors may be substituted.

AMOUNT OF MATERIAL REQUIRED

White.....3 $\frac{1}{2}$ yards
Light green..2 "
Medium green.3 "
Dark green...3 "

NUMBER OF PIECES TO BE CUT

Piece No.1.....168 white
" No.2..... 42 white
" No.3.....336 medium green
" No.3.....168 light green
" No.3.....168 white
" No.4.....168 white
" No.5.....168 white
" No.6.....336 Dark green

2 strips, 3 $\frac{1}{2}$ x84 $\frac{1}{2}$ inches....dark green
2 " , 3 $\frac{1}{2}$ x97 $\frac{1}{2}$ inches....dark green

NOTE: Cut strips first to get full length without piecing material.



COLOR CHART

NOTE--Piece No.6 is DARK GREEN

SUGGESTIONS FOR CUTTING

Trace pieces of the pattern on light cardboard or sandpaper and cut out. Use these cardboard or sandpaper patterns as cutting guides. The most accurate method is to lay the cardboard or sandpaper pattern on the material (rough side down if sandpaper is used); mark around the pattern with pencil. Cut out on pencil lines. Whenever possible lay all straight pieces of the pattern parallel with the threads of the material.


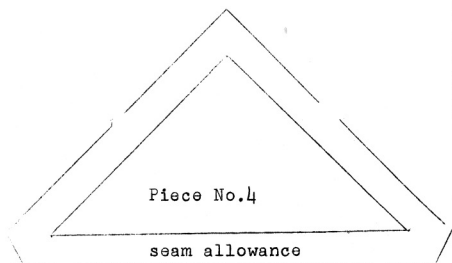
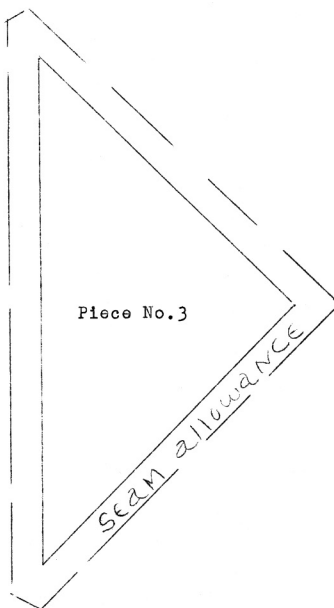

QUILTING

Quilt along all seams of the piecing. Use our quilting design No. Q42 (2-inch width) on plain border strip.

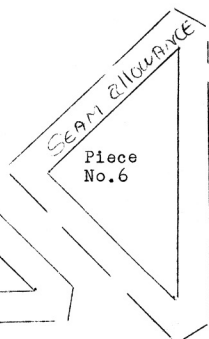
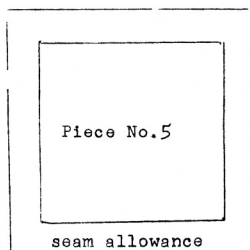
LADIES ART CO. ST. LOUIS, MO.

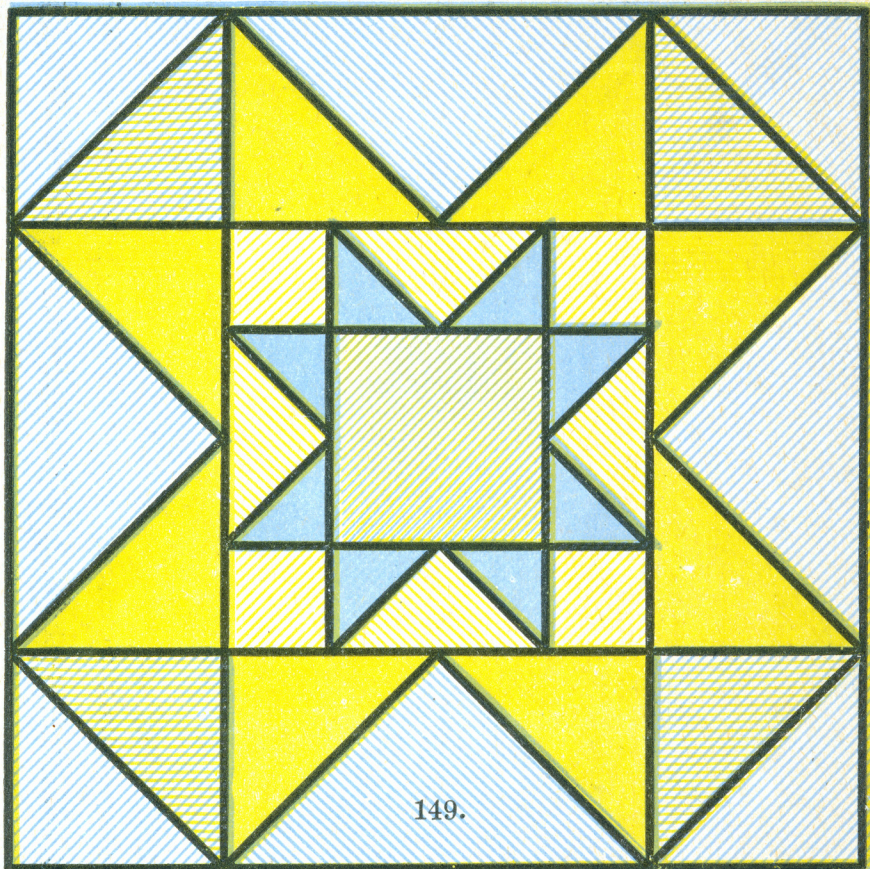
Since-1889

QUILT PATTERN NO. 140--EIGHT HANDS AROUND--PATTERN SHEET



LADIES ART CO.
ST. LOUIS, MISSOURI





149.