


QUILT NO. 146-DOUBLE WRENCH  
78x91-inches.



LADIES ART COMPANY

ST. LOUIS, MISSOURI.

INSTRUCTION SHEET--NO.148  
DOUBLE WRENCH

SIZE OF QUILT-78x91-inches

This quilt is made up of forty-two pieced blocks, set six blocks wide and seven blocks long, and a 3-inch plain border.

COLORS

White and green (or any color preferred) are suggested. For arrangement of colors, see color chart.

AMOUNT OF MATERIAL

White.....4 yards and 6-inches)  
Green.....6 yards ) Total...10 1/6 yards

Lining.....2 yards and 19-inches(81-inch width, white)

NUMBER OF PIECES TO BE CUT

Piece No.1.....210 white  
" No.1.....168 green  
" No.2.....168 white  
" No.2.....168 green  
2 strips  $3\frac{1}{2} \times 78\frac{1}{2}$ -inches.....green  
2 "  $3\frac{1}{2} \times 91\frac{1}{2}$ - " ..... "

NOTE: Cut strips first to get full length without piecing.

SUGGESTIONS FOR CUTTING

Trace pieces of the pattern on light cardboard or sandpaper and cut out. Use these cardboard or sandpaper pieces as cutting guides. The most accurate method is to lay cardboard or sandpaper pieces (rough side down) on the material. Mark around with pencil. Cut material on pencil lines. When cutting, lay all straight pieces straight with the material.

QUILTING

Quilt along all the seams of the piecing. Use our quilting design No.Q57 in white squares formed by corners of blocks.

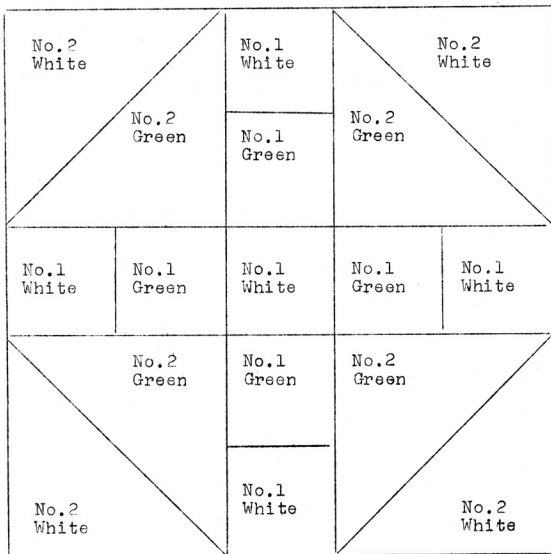
LADIES ART CO.

Since 1889

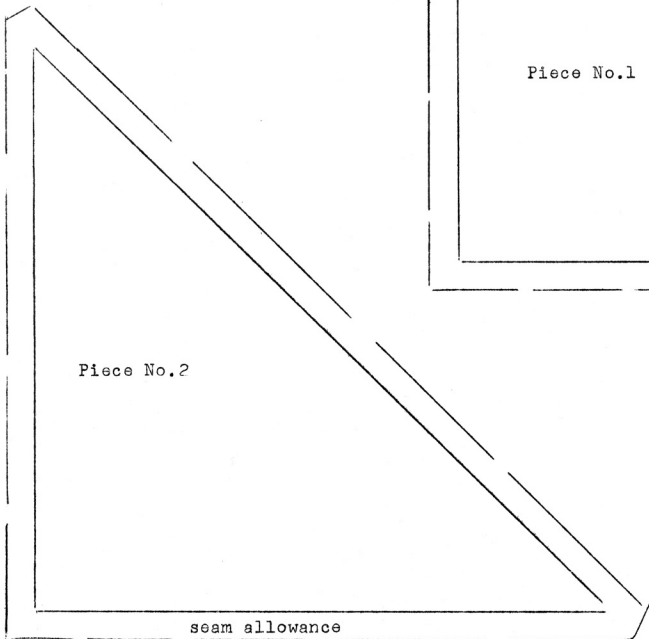

ST. LOUIS, MO.

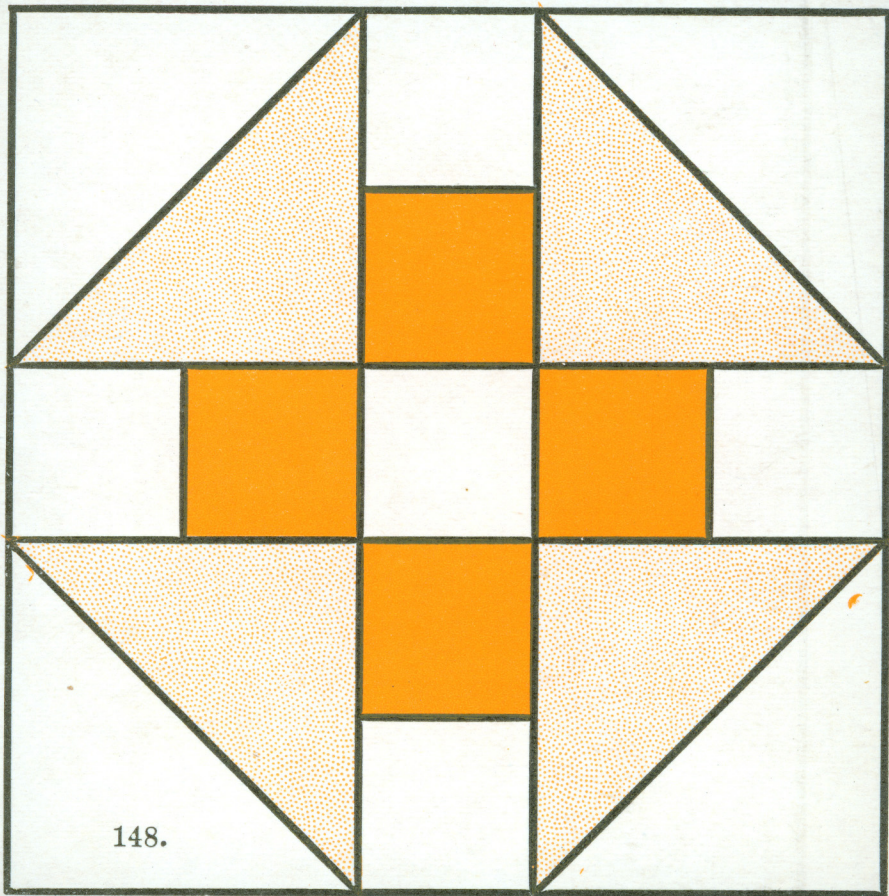
QUILT PATTERN NO. 148-DOUBLE WRENCH

COLOR CHART



LADIES ART CO.  
ST. LOUIS, MISSOURI





148.