


QUILT NO. 518-TULIP BASKET  
81x93 $\frac{1}{2}$ -inches




LADIES ART COMPANY

ST. LOUIS, MISSOURI.

**INSTRUCTION SHEET**  
**QUILT PATTERN NO. 518-TULIP BASKET**

**Color Chart**



Abbreviations: DP..Deep Pink  
 LP..Light Pink

**SIZE OF QUILT--81x93 $\frac{1}{2}$ -inches.**  
 This quilt is made of thirty-eight 9-inch pieced blocks; thirty-four 9-inch plain blocks; twenty-two  $\frac{1}{2}$  blocks, and four  $\frac{1}{4}$  blocks; and a 3-inch plain border.

**COLORS**

White, blue and two shades of pink are suggested. Other color combinations may be used such as green for basket, and an assortment of colors--pink, blue, lavender, and yellow for flowers. For arrangement of colors see chart.

**AMOUNT OF MATERIAL**

White...6 yards  
 Blue....2 yards and 24 in.  
 Light Pink....1 yard and 9-in.  
 Deep Pink....1 yard and 9-in.  
 Total 11 1/6 yards

**NUMBER OF PIECES TO BE CUT**

- Piece No.1.....76 white
- " No.2.....304 light pink
- " No.2.....304 dark pink
- " No.3.....38 white
- " No.4.....76 white
- " No.5.....38 white
- " No.6.....38 blue
- " No.7.....76 blue

**QUILTING:**

Quilt along all the seams of the piecing. Use our quilting design Q52 (7-inch) on plain squares; and Q44 (2-inch) on plain border.

- 34 squares 9x9 $\frac{1}{2}$ -inches...white
- 11 " 10x10-inches (cut in half diagonally)...white
- 2 " 7x7 -inches (cut in half diagonally)...white
- 2 strips 3x81 $\frac{1}{2}$ -inches.....blue
- 2 " 3x94 -inches.....blue

**NOTE:** Cut strips and squares first to get full length without piecing.

**SUGGESTIONS FOR CUTTING**

Trace pieces of the pattern on light cardboard or sandpaper and cut out. Use these cardboard or sandpaper pieces as cutting guides. The most accurate method is to lay cardboard or sandpaper pieces (rough side down) on the material. Mark around the pattern with pencil. Cut material on pencil lines. When cutting, lay all straight pieces straight with the material.

QUILT PATTERN NO. 513-TULIP BASKET

Seam allowance

Piece No.1

LADIES ART  
COMPANY

EST.1889

ST. LOUIS 1,  
MISSOURI

Seam allowance

Piece No.2

Seam allowance

Piece No. 7

Seam allowance

Piece No.3


Piece No.4

Seam allowance

Seam allowance

Piece No.6

Piece No.5



518