


QUILT NO. 159-OLD SCRAP PATCHWORK
SIZE 80x96-INCHES



LADIES ART COMPANY

ST. LOUIS, MO.

INSTRUCTION SHEET
QUILT PATTERN NO.159-OLD SCRAP PATCHWORK

SIZE OF QUILT 80x96-inches.

This quilt is made of thirty 13-inch pieced blocks put together with plain strips and finished with plain border.

COLORS

White combined with variegated prints and solid color are recommended for this quilt. For arrangement of colors see color chart on pattern sheet.

AMOUNT OF MATERIAL

White.....5 yards and 9-inches)	Total
Prints.....3 " " 9 ")	11½ yards
Solid color..2 " " 27 ")	Does not include lining

Lining, white, 81-inch width.....2 yards and 26-inches.

NUMBER OF PIECES TO BE CUT

Piece No.1.....120 white
" " 1.....150 prints
" " 1.....24 solid
" " 2.....120 white
49 strips 3*x15½-inches.....white
2 " 3*x80½ "
2 " 3*x96 "

*NOTE: Make strips same width as Piece No.1.

SUGGESTIONS FOR CUTTING

Trace pieces of the pattern on light cardboard or sandpaper and cut out. Use these cardboard or sandpaper pieces as cutting guides. The most accurate method is to lay cardboard or sandpaper pieces (rough side down) on the material. Trace around the pieces with a pencil. Cut material on pencil lines.

QUILTING

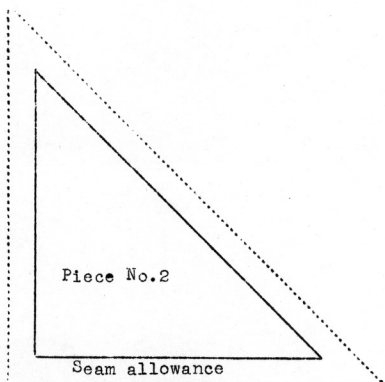
Quilt along all the seams of the piecing. Use our quilting design No.Q44(2-inch width) on strips.


LADIES ART COMPANY.

ST. LOUIS, MISSOURI.

QUILT PATTERN NO. 159-OLD SCRAP PATCHWORK
COLOR CHART

No.2 Color No.2 Print	No.2 Color No.2 Print	No.1 Print	No.2 Color No.2 Print	No.2 Color No.2 Print
No.2 Color No.2 Print	No.2 Color No.2 White	No.1 White	No.2 Color No.2 White	No.2 Color No.2 Print
No.1 Print	No.1 White	No.1 Print	No.1 White	No.1 Print
No.2 Print No.2 Color	No.2 White No.2 color	No.1 White	No.2 White No.2 Color	No.2 Print No.2 Color
No.2 Print No.2 Color	No.2 Print No.2 Color	No.1 Print	No.2 Print No.2 Color	No.2 Print No.2 Color





159.