


QUILT PATTERN NO.163-FOUR X STAR

SIZE OF QUILT-80x96 in.



INSTRUCTION SHEET
QUILT PATTERN NO.163-FOUR X STAR---80x96 inches.

This quilt is made of thirty 13-inch pieced blocks set five wide and six long with plain strips and a plain border.

COLORS

White, red and green are suggested however any two color combination or a color and a print may be used. See color chart for arrangement of colors.

AMOUNT OF MATERIAL

White.....5 yards and 9-inches
Red.....3 " " 9- "
Green.....2 " " 27- "

Lining, white, 81-inch width.....2 yards and 26-inches

NUMBER OF PIECES TO BE CUT

Piece No.1.....240 white
" No.1.....240 red
" No.1.....30 green for blocks
" No.1.....24 green to place in strips
" No.2.....240 white
" No.2.....240 green
49 strips 3"x15 $\frac{1}{2}$ -inches....white
2 " 3"x80 $\frac{1}{2}$ - " "
2 " 3"x96 " "

*NOTE: Make strips same width as Piece No.1. Cut strips first to get full length without piecing.

SUGGESTIONS FOR CUTTING

Trace pieces of the pattern on light cardboard or sandpaper and cut out. Use these cardboard or sandpaper pieces as cutting guides. The most accurate method is to lay cardboard or sandpaper pieces(rough side down) on the material. Trace around the pieces with a pencil. Cut material on pencil lines.

QUILTING

Quilt along all the seams of the piecing. Use our quilting design No.Q44(2-inch width) on the strips.

LADIES ART CO.

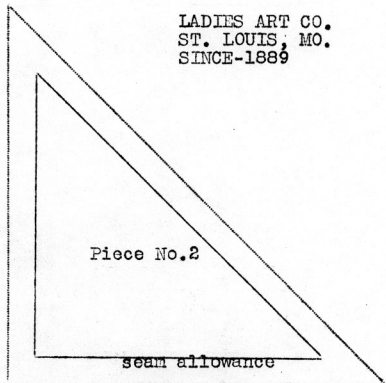
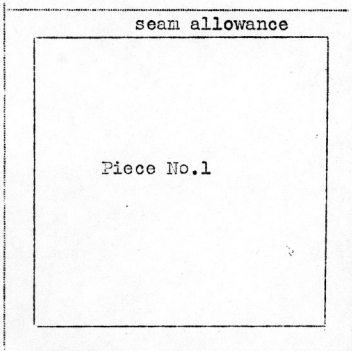
SINCE-1889


ST. LOUIS, MO.

QUILT PATTERN NO.163-FOUR X STAR

COLOR CHART

No.1 White	No.2 White No.2 Green	No.1 Red	No.2 White No.2 Green	No.1 White
No.2 Green No.2 White	No.1 Red	No.1 White	No.1 Red	No.2 Green No.2 White
No.1 Red	No.1 White	No.1 Green	No.1 White	No.1 Red
No.2 White No.2 Green	No.1 Red	No.1 White	No.1 Red	No.2 White No.2 Green
No.1 White	No.2 Green No.2 White	No.1 Red	No.2 Green No.2 White	No.1 White





163.