


QUILT PATTERN NO.161--W. C. T. UNION--INSTRUCTIONS



Corner of Completed Quilt

SIZE OF QUILT - 86 2/3x99 2/3 inches.
This quilt is made up fo forty-two 13-
inch pieced blocks set six rows in
width and seven rows in length with a
4 3/8 inch(width of Piece No.1) border.

COLORS

White, dark lavender and light lavender
are suggested for this design. See
color chart for arrangement of colors.

AMOUNT OF MATERIAL

White.....4 yards)
Light lavender..6 1/2 yards) Total...
Dark lavender...3 yards) 13 1/2 yards

LINING, white, 90-inch width, 2 yards
and 27 inches.

NUMBER OF PIECES TO BE CUT

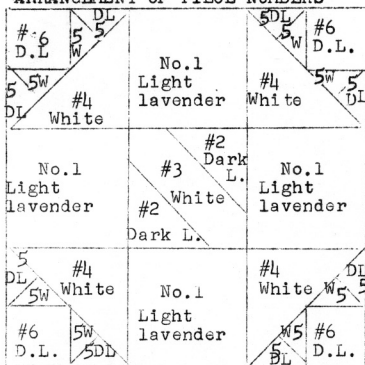
Piece No.1....168 light lavender
" No.2..... 84 dark lavender
" No.3..... 42 white
" No.4.....168 white
" No.5.....336 dark lavender
" No.5.....336 white
" No.6.....168 dark lavender

2 strips 5x87 1/4 inches..light lavender
2 strips 5x100 1/4 " ..light lavender

SUGGESTIONS FOR CUTTING

Trace pieces of the pattern on light
cardboard or sandpaper and cut out.
Use these cardboard or sandpaper
pieces as cutting guides. The most
accurare method is to lay cardboard
or sandpaper pattern(rough side down
if sandpaper is used) on the material
and mark around pattern with pencil.
Cut out on pencil lines. Whenever
possible lay straight edges of the
pattern parallel with the threads
of the material.

ARRANGEMENT OF PIECE NUMBERS

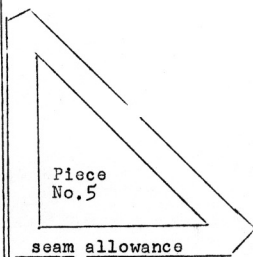


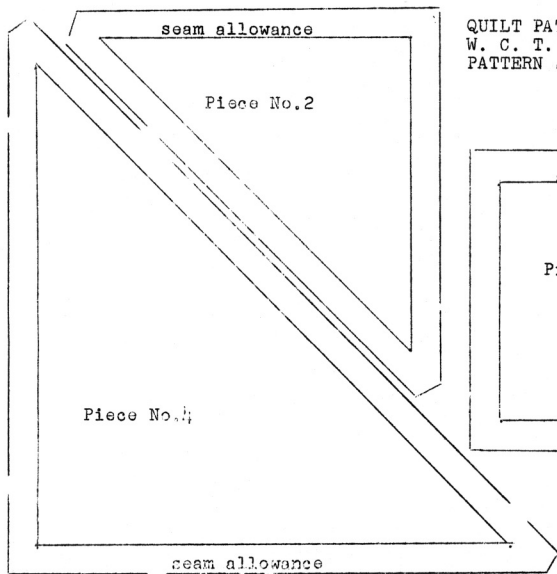


W..White COLOR CHART DL..Dark
lavender

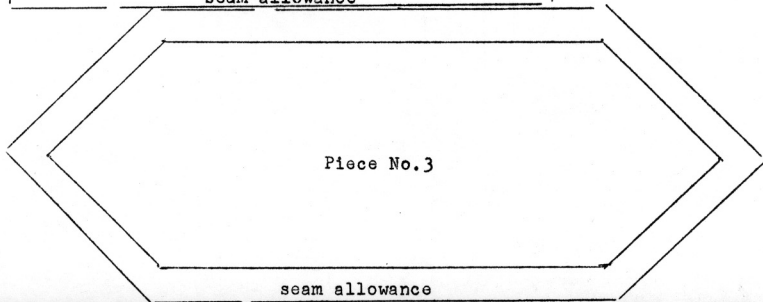
QUILTING


Quilt along all seam of piecing. In Piece No.1 connect corners with
a "X". Use our quilting design No.Q44 (3-inch width) on plain border.

QUILT PATTERN NO.161
W. C. T. UNION
PATTERN SHEET



LADIES ART CO.
ST. LOUIS, MO.





161.

Quilt Pattern No. 161

Quilt Blocks are of two kinds: Pieced Blocks and Appliqued Blocks. In Pieced Blocks, all the pieces that go to the making of the block are cut out and sewed together. In Appliqued Blocks the pieces that form the design are appliqued (whipped) on a solid block of white or any other plain color. The latter is the plan adopted in the case of all very irregular designs, where it would be manifestly impossible to cut out and piece in the design. We will give two examples: No. 4 is a pieced block; No. 189 is an appliqued block. We make this explanation because inexperienced quilters sometimes write in to complain, when they get an appliqued pattern, that all the pieces have not been sent. No allowance for seams have been made in our patterns; you must allow these yourself when cutting the goods. The best plan is to mark off our patterns on heavier paper, then cut outside these lines, large enough for the width of seam you are in the habit of turning over. Now cutting the goods by your patterns you will get your pieces all of a uniform size.

OLD STOCK
SOME FOLKS LIKE TO COLLECT