


QUILT PATTERN NO.165--CRAZY ANN



Corner of Finished Quilt

SIZE OF QUILT...86x99 inches.
This quilt is made up of forty-two 13-inch pieced blocks set six in width and seven in length with a 4-inch plain border.

COLORS

We suggest white, dark blue and light blue. Any two colors may be substituted or just one color and white may be used.

AMOUNT OF MATERIAL

White.....4 yards
Light blue..3 yards
Dark blue...3 yards

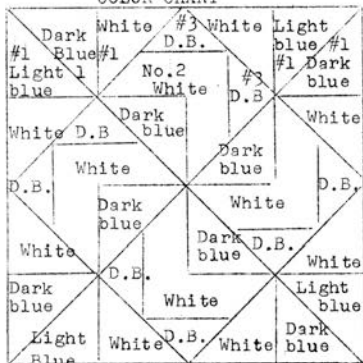
NUMBER OF PIECES TO BE CUT.

Piece No.1.....168 light blue
" No.1.....336 dark blue
" No.1.....336 white
" No.2.....168 white
" No.3.....336 dark blue

2 strips, $4\frac{1}{2} \times 86\frac{1}{2}$ inches...light blue
2 " $4\frac{1}{2} \times 99\frac{1}{2}$ inches... light blue

NOTE: Cut these strips first to get full length without piecing.

COLOR CHART



Arrangement of Colors and Piece Numbers.
D.B.---Dark Blue


SUGGESTIONS FOR CUTTING

Trace pieces of the pattern on light cardboard or sandpaper and cut out. Use these cardboard or sandpaper pieces as cutting guides. The most accurate method is to lay cardboard or sandpaper pieces(rough side down) on the material. Mark around the pattern with pencil. Cut material on pencil lines. When cutting, lay all straight pieces straight with the material threads.

QUILTING

Quilt along all the seams of the piecing. Quilt through the center of Piece No.2(the fold). Use our quilting design No.Q44 the 3-inch size for the border.





164