


QUILT NO. 58-CHERRY BASKET

SIZE OF QUILT 84x96-INCHES



INSTRUCTION SHEET
 QUILT PATTERN NO. 58-CHERRY BASKET

SIMCOF QUILT, when completed, 84x96-inches.

This quilt as shown on other side of this sheet is made up of forty two 12-inch pieced blocks, with two-tone 6-inch strips forming panels in center of quilt. A distinctive touch may be given to this quilt by outlining or quilting a bowknot around the handles of the basket. (See pattern sheet.)

COLORS

Two shades of yellow for baskets and a white background, and two shades of yellow for the strips are suggested for this quilt.

AMOUNT OF MATERIAL

White-----	4 yards and 3-inches)	
Light yellow for baskets-----	1 yard " 15 "	}--Total 11 1/4 yd
Dark yellow " "-----	2 yards " 18 "	
Light " " strips-----	1 yard " 19 "	
Dark " " "-----	1 " " 25 "	

Lining, white, 90-inch width (not included above)-----2 2/3 yards.

NUMBER OF PIECES AND STRIPS TO BE CUT

Piece No. 1--42 white	2 strips--3 1/2x61-in., deep yellow
" " 2--420 light yellow	4 " --3 1/2x37 " " "
" " 2--714 deep "	4 " --3 1/2x25 " " "
" " 3--84 white	4 " --3 1/2x13 " " "
" " 4--42 "	2 " --3 1/2x55 " light yellow
" " 5--42 deep yellow	4 " --3 1/2x31 " " "
	4 " --3 1/2x19 " " "
	4 " --3 1/2x10 " " "

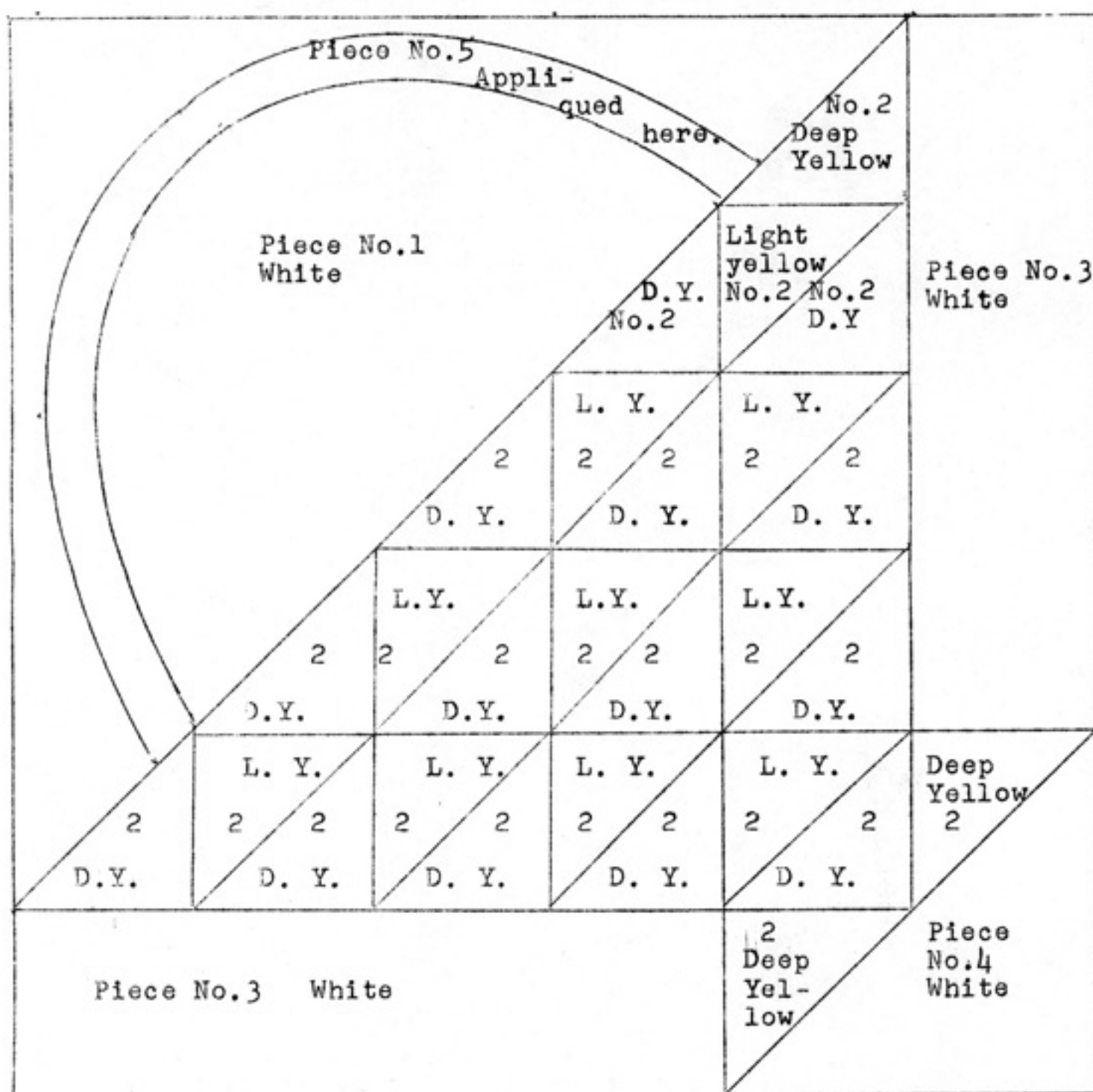
SUGGESTIONS FOR QUILTING AND SEWING

Quilt along seams of piecing. Use our quilting design No. Q44-2inch width for panel strips. Quilt open spaces on blocks with triangles to correspond with triangles in basket. The bow-knot design for basket handle shown on pattern sheet may be quilted or worked in out line stitch in green, or other harmonizing color. Piece, No. 5, basket handle is appliqued on to piece No. 1. (See pattern sheet.)

SUGGESTIONS FOR CUTTING

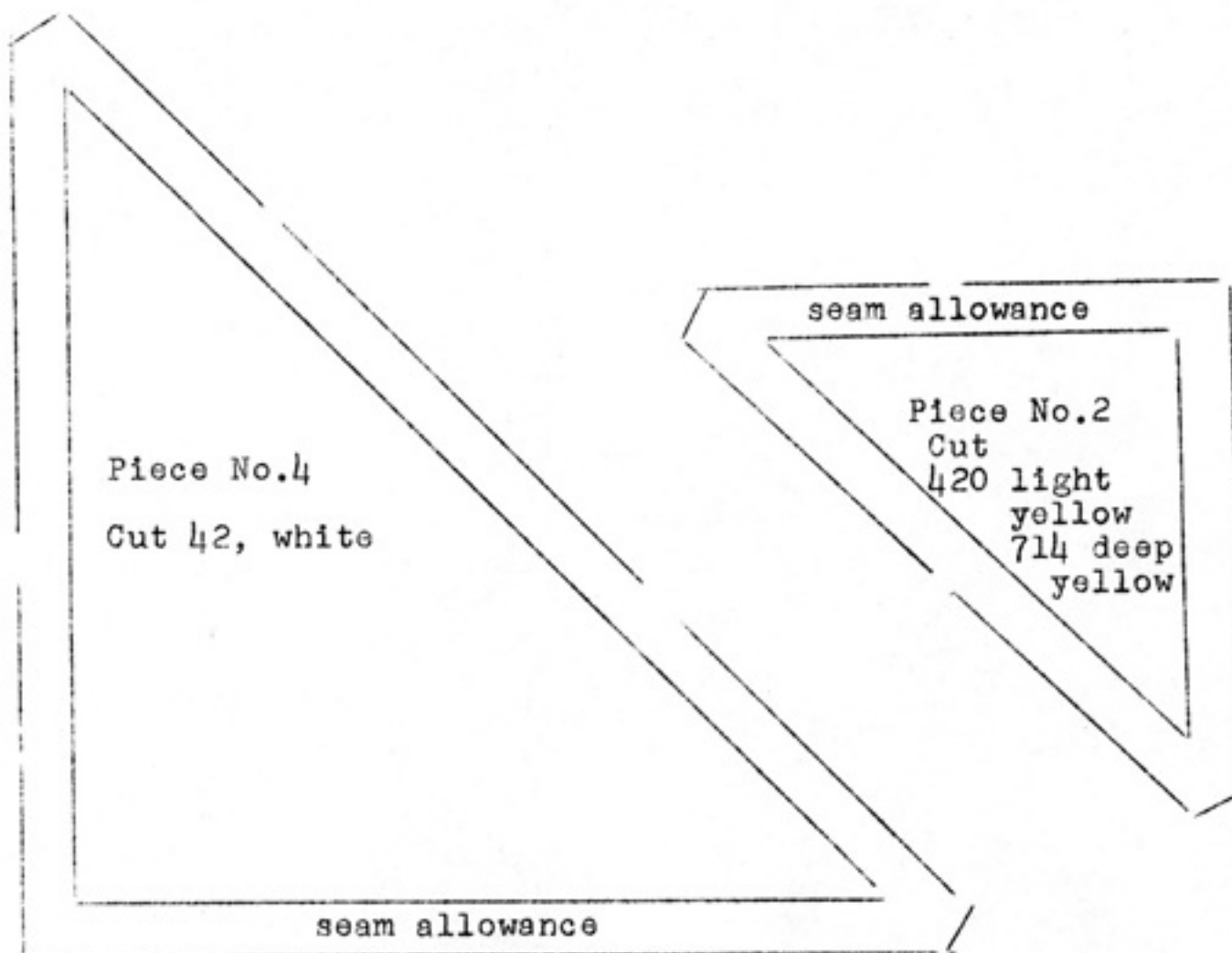
Trace pieces of the pattern on light cardboard or sandpaper and cut out. Use these cardboard or sandpaper pieces as cutting guides. The most accurate method is to lay cardboard or sandpaper (rough side down) on the material. Cut all straight pieces straight with the edge of material.

QUILT PATTERN NO. 58-CHERRY BASKET-PATTERN SHEET NO. 1



COLOR CHART

ABBREVIATIONS:
 D.Y.---deep yellow
 L.Y.---Light yellow



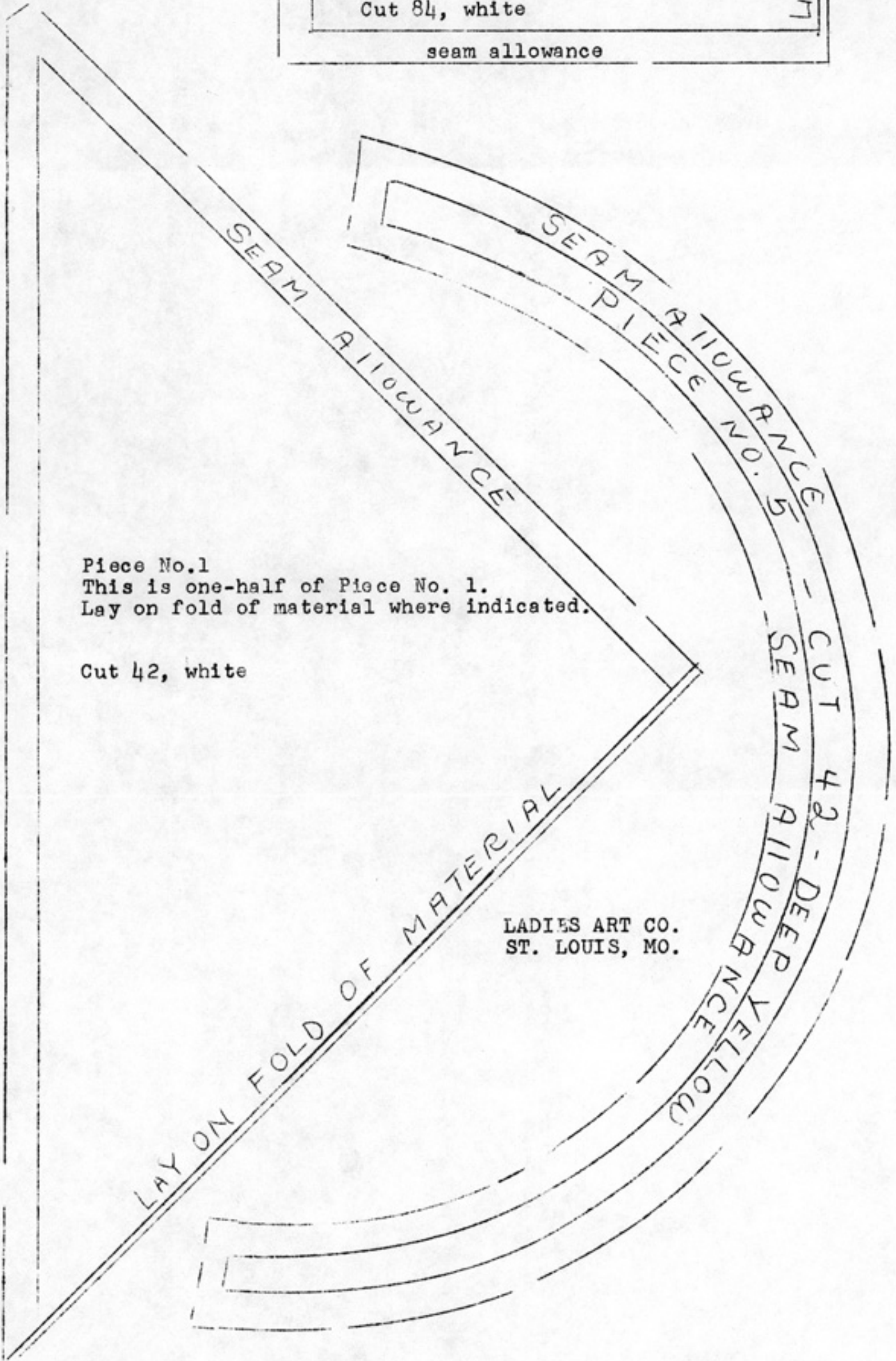
This is one-half of
 Piece No. 3

Lay on fold of material where
 indicated.

Cut 84, white

LAY ON FOLD

seam allowance



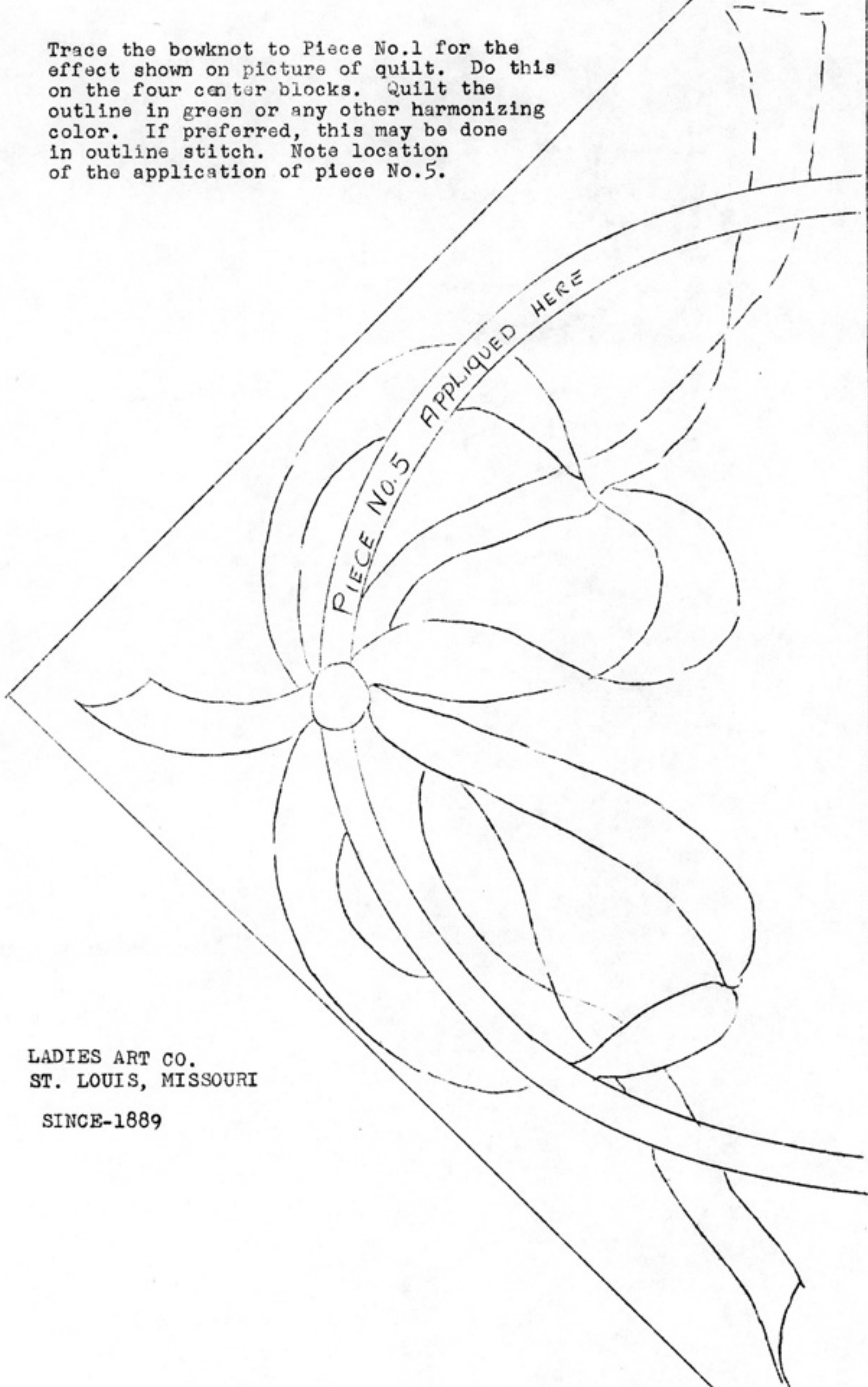
Piece No. 1
 This is one-half of Piece No. 1.
 Lay on fold of material where indicated.

Cut 42, white

LADIES ART CO.
 ST. LOUIS, MO.


QUILT PATTERN NO. 58-CHERRY BASKET-PATTERN SHEET NO. 3

Trace the bowknot to Piece No.1 for the effect shown on picture of quilt. Do this on the four center blocks. Quilt the outline in green or any other harmonizing color. If preferred, this may be done in outline stitch. Note location of the application of piece No.5.



LADIES ART CO.
ST. LOUIS, MISSOURI

SINCE-1889



58.