


QUILT PATTERN NO.88--IMPERIAL "T".



SIZE OF QUILT, 84x96 inches.

This quilt is made up of fifty-six 12-inch pieced blocks set seven in width and eight in length. Use binding for edge of quilt. If preferred, this pattern may be alternated one pieced block with one plain block.

COLORS

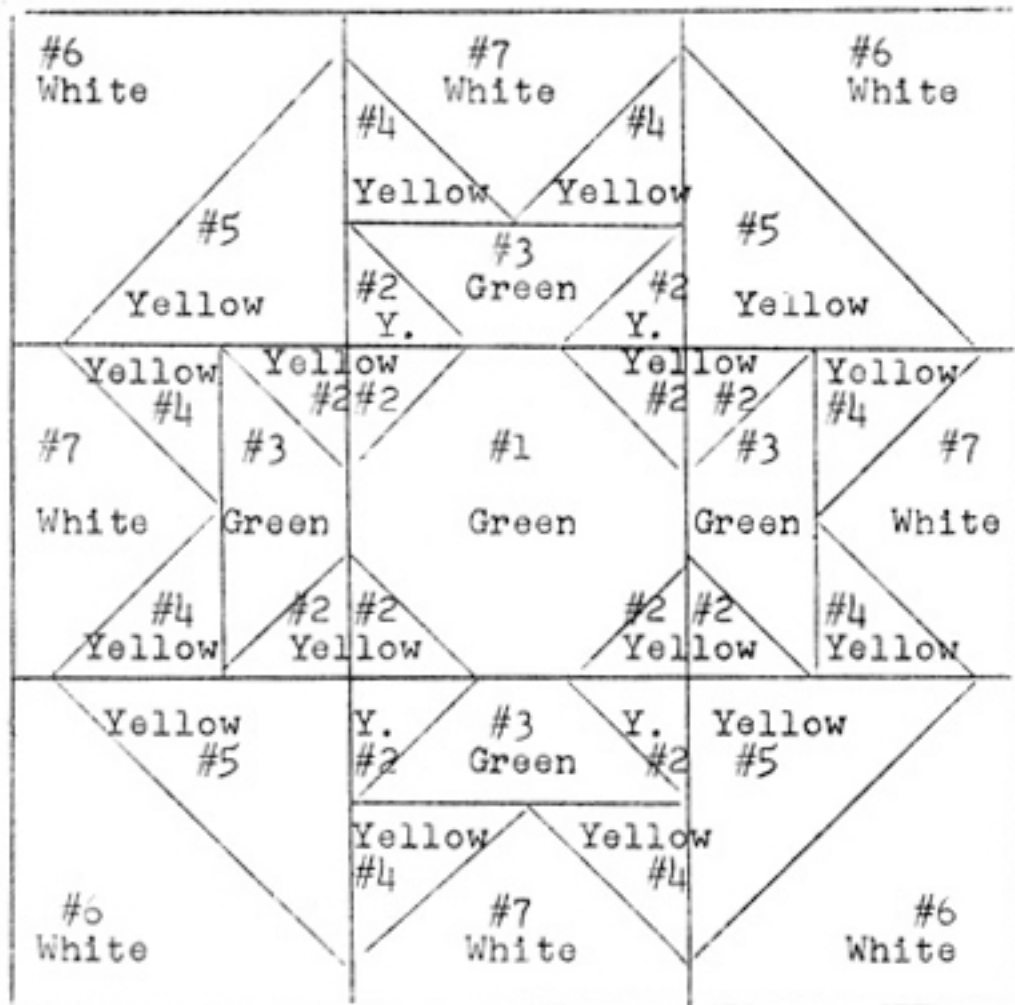
White, yellow and green are suggested. Any colors may be substituted.

AMOUNT OF MATERIAL

Yellow.....4 3/4 yards
 White.....4 1/2 "
 Green.....3 1/2 yards

Four Corner Blocks

ARRANGEMENT OF COLORS AND PIECES



Y.....Yellow The numerals are the piece numbers

Quilting:

Quilt along all seams of the piecing.

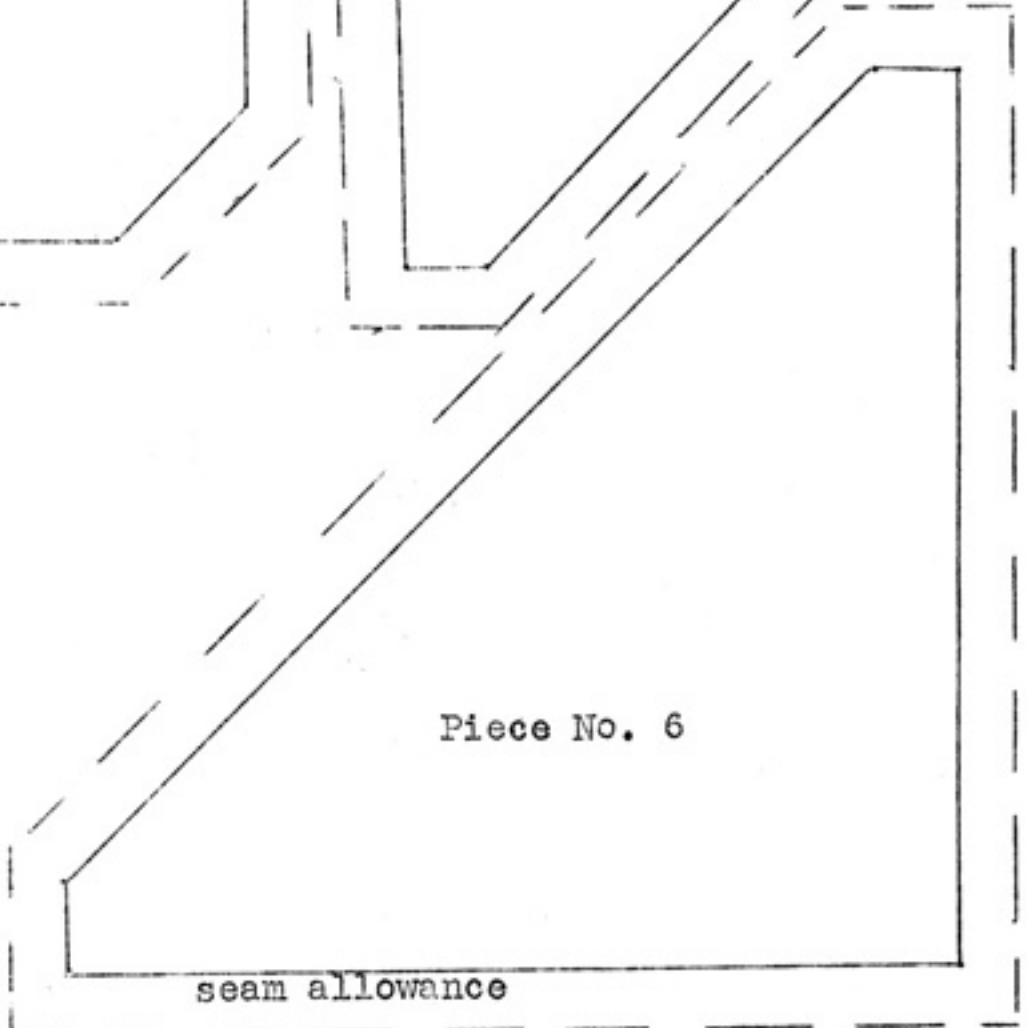
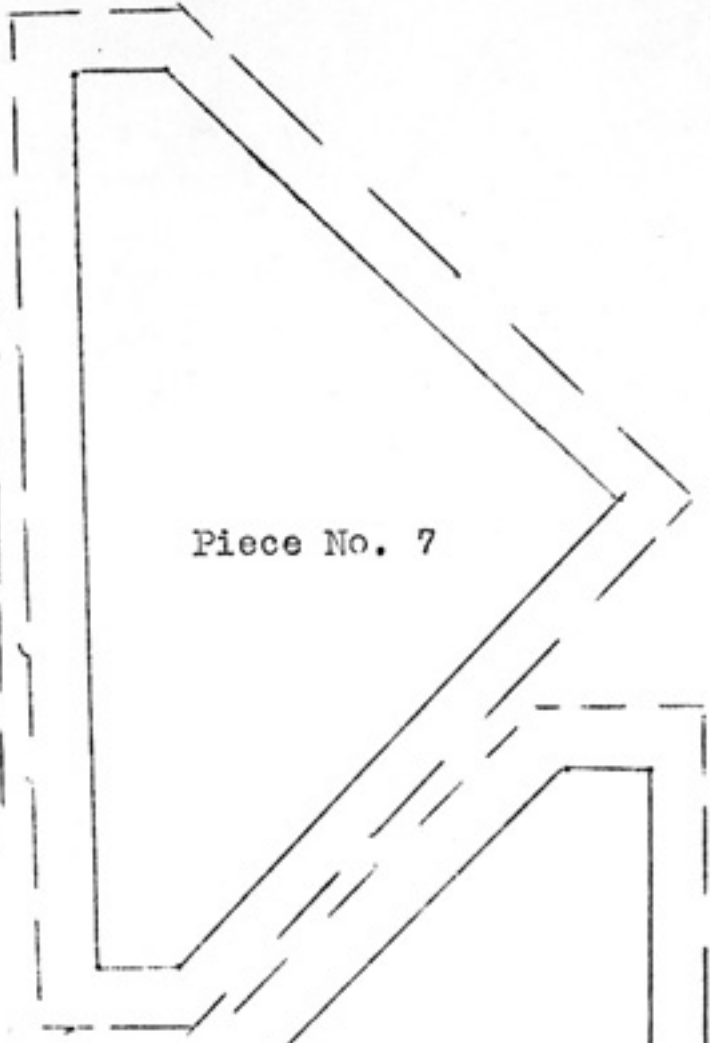
NUMBER OF PIECES TO BE CUT

- Piece No.1.....56 green
- " No.2....672 yellow
- " No.3....224 green
- " No.4....448 yellow
- " No.5....224 yellow
- " No.6....224 white
- " No.7....224 white

SUGGESTIONS FOR CUTTING

Trace pieces of the pattern on light cardboard or sandpaper and cut out. Use these cardboard or sandpaper patterns as cutting guides. The most accurate method is to lay the cardboard or sandpaper pattern(rough side down) on the material and mark around with pencil. Cut out on pencil lines. Whenever possible lay straight edge of the pattern parallel with the threads of the material.

QUILT PATTERN NO. 88
IMPERIAL T
PATTERN SHEET



LADIES ART CO.
ST. LOUIS, MO.
Est. 1889

