


QUILT PATTERN NO.86--"T" QUARTETTE



Four set blocks

SIZE OF QUILT, 80x99 inches.

This quilt is made up of twenty 15-inch pieced blocks set four in width and five in length with 4-inch plain strips between the blocks and a 4-inch plain border.

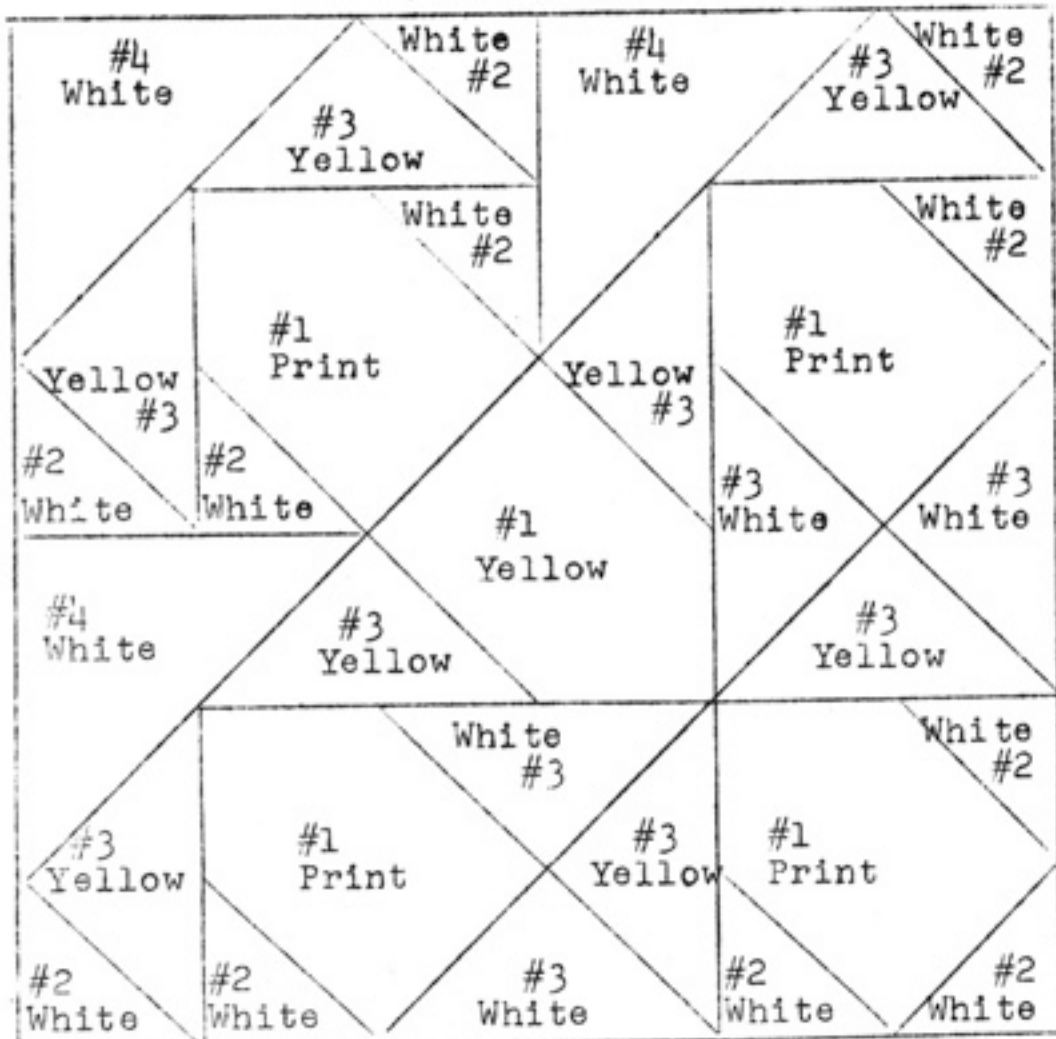
COLORS

We suggest white, yellow and a print for this quilt. Any color may be substituted or two colors. See Color Chart for arrangement of colors.

AMOUNT OF MATERIAL REQUIRED

White.....4 yards  
 Print.....1 yard and 27 inches.  
 Yellow....5 yards " 9 "  
 Above does not include lining.  
 Total material above...11 yards.  
 Lining...81-inch width, 2 yards  
 and 27 inches...white.

COLOR CHART



NUMBER OF PIECES TO BE CUT.

Piece No.1...80 print  
 " No.1...20 white  
 " No.2...220 white  
 " No.3...160 yellow  
 " No.3...80 white  
 " No.4...60 white  
 31 strips,  $4\frac{1}{2} \times 15\frac{1}{2}$  in.  
 12 squares,  $4\frac{1}{2} \times 4\frac{1}{2}$  in.  
 2 strips,  $4\frac{1}{2} \times 80\frac{1}{2}$  in.  
 2 strips,  $4\frac{1}{2} \times 99\frac{1}{2}$  in.  
 Strips and squares are yellow.

SUGGESTIONS FOR CUTTING

Trace pieces of the pattern on light cardboard or sandpaper and cut out. Use these cardboard or sandpaper patterns as cutting guides. The most accurate method is to lay cardboard or sandpaper pattern on the material and mark around with pencil. Cut out on pencil lines. Lay straight edges of the pattern parallel with threads of material.

QUILTING

Quilt along all seams of the piecing.  
 Use our Q45 (3-inch size) for border and strips.  
 LADIES ART CO.

Since 1889

ST. LOUIS, MO.

QUILT PATTERN NO. 86 - T QUARTETTE

PATTERN SHEET

Seam allowance

Piece #1

Piece #2

Seam allowance


Seam allowance

Piece #3

Piece #4

Seam allowance





86.