


QUILT NO. 89-CROSSED CANOES
SIZE OF QUILT 78x90-INCHES



LADIES ART COMPANY-----3837 FINNEY AVENUE-----ST. LOUIS, MISSOURI.

INSTRUCTION SHEET
 QUILT PATTERN NO. 89-CROSSED CANOES

SIZE OF QUILT 78x90-inches.

This quilt is made of forty-two 12-inch pieced blocks, and a 3-inch plain border strip.

COLORS

A print material with two shades of a harmonizing solid color are suggested. For arrangement of colors see color chart on pattern sheet.

AMOUNT OF MATERIAL

Print material.....	5 yards	(Total
Light shade of solid color.....	1 yard and 18-inches)		9 $\frac{1}{4}$ yards
Dark shade of solid color.....	2 yards and 27-inches)		

NUMBER OF PIECES TO BE CUT

Piece No. 1.....	336	print material
" " 2.....	84	light shade solid color
" " 2.....	84	dark " " "
" " 3.....	84	light " " "
" " 3.....	84	dark " " "
2 strips 3 $\frac{1}{2}$ x78 $\frac{1}{2}$ -inches.....		dark shade of solid color
2 " 3 $\frac{1}{2}$ x90 $\frac{1}{2}$ ".....		" " " " "

NOTE: Cut strips first to get full length without piecing.

SUGGESTIONS FOR CUTTING

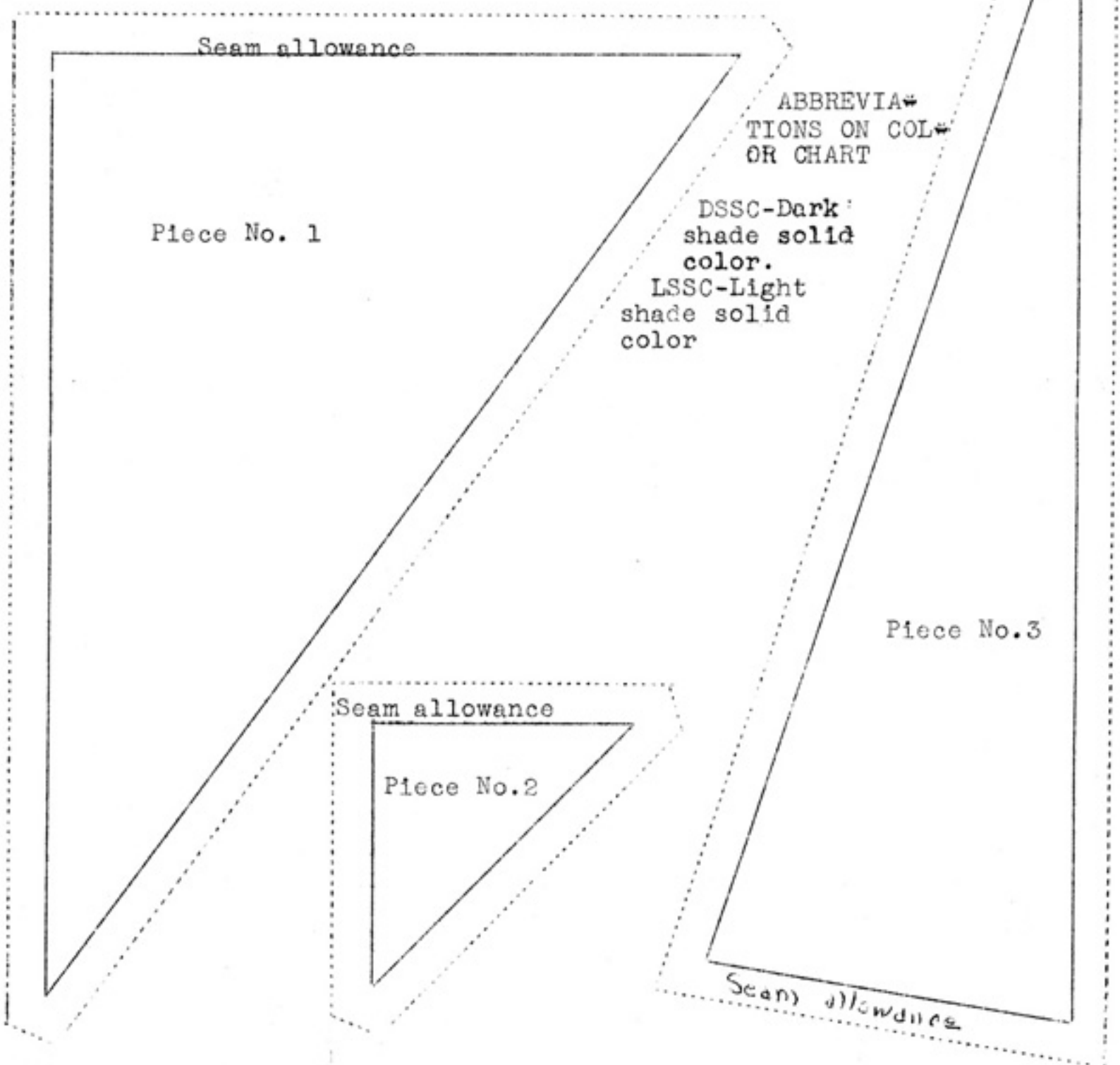
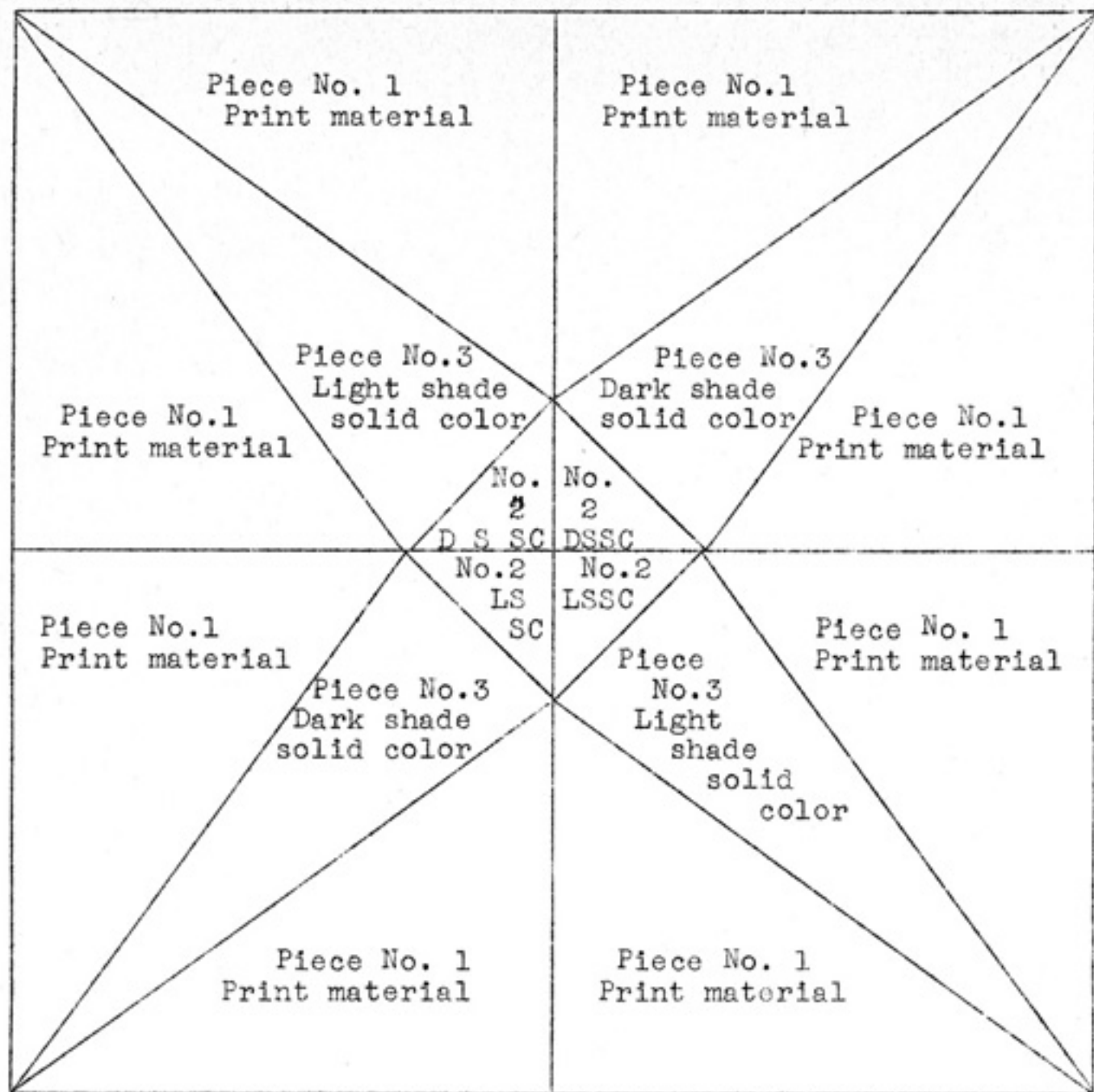
Trace pieces of the pattern on light cardboard or sandpaper and cut out. Use these cardboard or sandpaper pieces as cutting guides. The most accurate method is to lay cardboard or sandpaper pieces (rough side down) on the material.

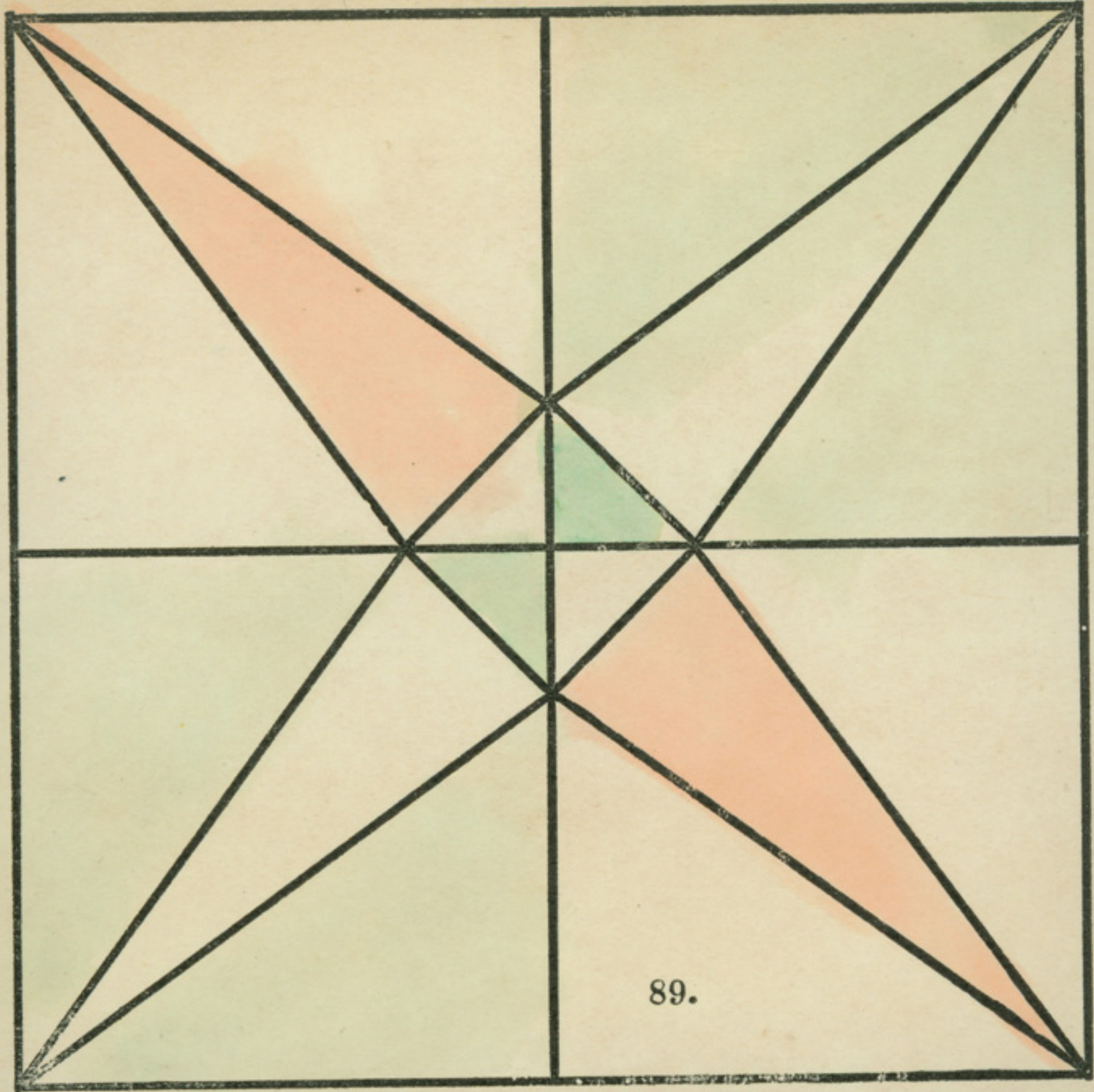
QUILTING

Quilt along all the seams of the piecing. Use our quilting design No. Q55 on large plain squares. Use our No. Q42 (2-inch width) on plain border strip.

LADIES ART COMPANY-----3837 FINNEY AVENUE-----ST. LOUIS, MISSOURI.

QUILT PATTERN & COLOR CHART NO. 89 *CROSSED CANOES





89.