


QUILT PATTERN NO.87--MEMORY BLOCKS



Four Set Blocks

SIZE OF QUILT, 81x96 inches.

This quilt is made up of thirty 15-inch pieced blocks set five in width and six in length with a 3-inch plain border.

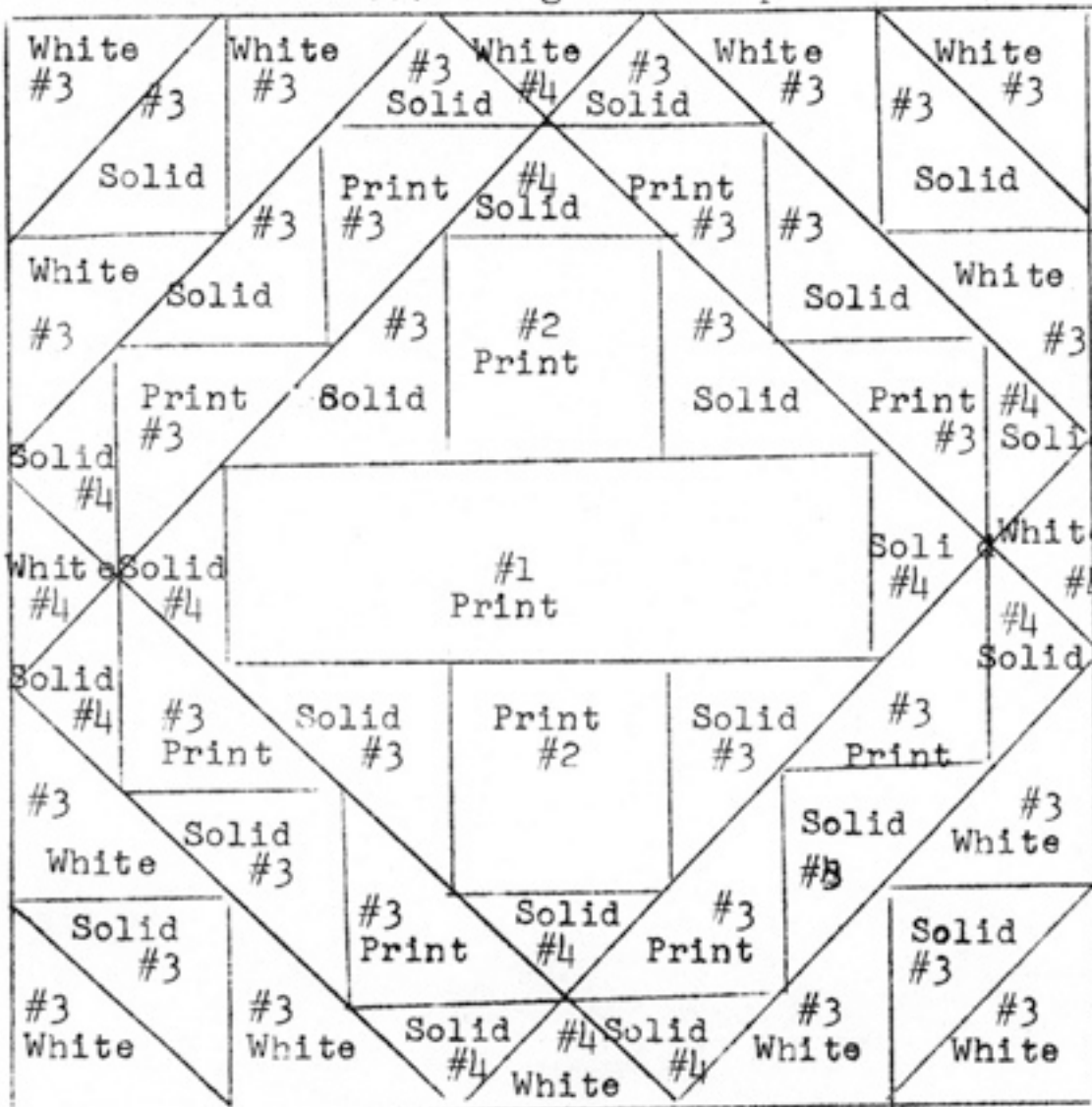
COLORS

White, print, and a solid are suggested for this quilt. Any colors may be used. Scraps of prints make an attractive quilt or three colors and white.

AMOUNT OF MATERIAL

White 2½ yards
Prints..4 yards
Solid...5½ yards

COLOR CHART...arrangement of pieces



NUMBER OF PIECES TO CUT.

- Piece No.1...30 print
- " No.2...60 print
- " No.3..360 solid
- " No.3..240 print
- " No.3..360 white
- " No.4..360 solid
- " No.4..120 white
- 2 strips, 3½x81½ in.
- 2 " , 3½x96½ in.
- (solid)

NOTE: Cut strips first to get full length without piecing.

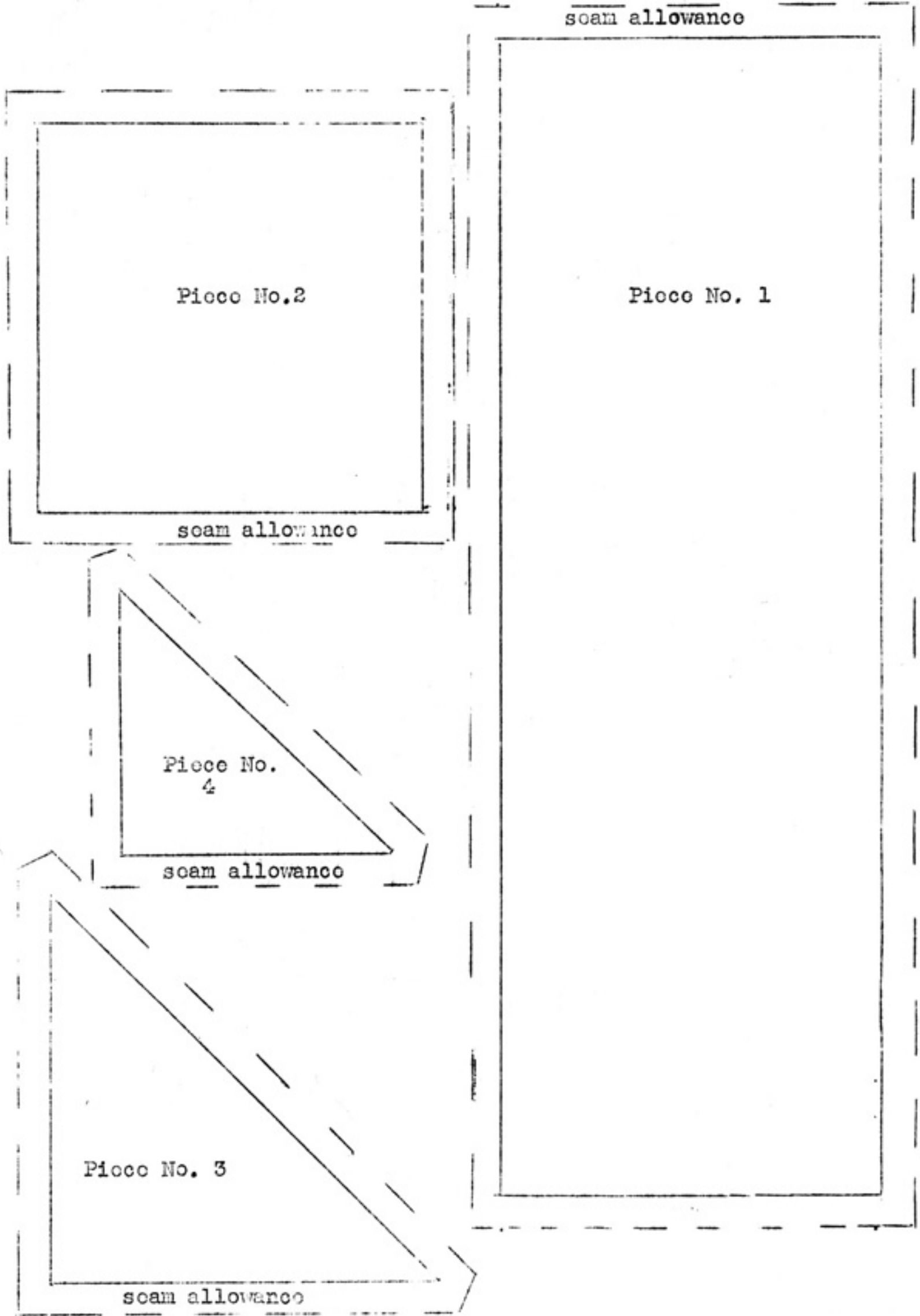
SUGGESTIONS FOR CUTTING

Trace piece of pattern on light cardboard or sandpaper and cut out. Use these as cutting guides. The most accurate method is to lay these patterns on the material and mark around with pencil; cut out on pencil lines.

QUILTING

Quilt along all seams of the piecing. Use our quilting design No.Q45 the 2-inch size, on the border


PATTERN NO. 87-MEMORY BLOCKS
PATTERN SHEET



LADIES ART CO.

Est. 1889

ST. LOUIS, MO.



87.