


QUILT PATTERN NO.92--PINEAPPLE NO.1.



Four Set Blocks

SIZE OF QUILT, 78x96 inches. This quilt is made of twelve 18-inch blocks set three in width and four in length and a 3-inch plain border. The pieces of this pattern are applied on plain 18-inch white squares.

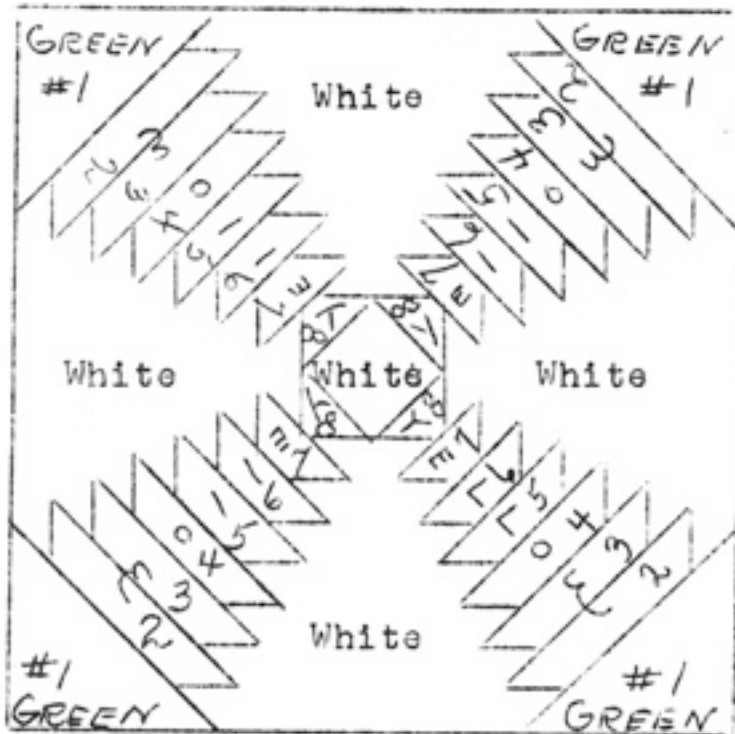
COLORS

We suggest yellow, green and white. See Color Chart. The numerals in color chart are the piece numbers found on pattern sheet. Any colors may be substituted--two shades of green is effective.

AMOUNT OF MATERIAL

White....3 yards
 Yellow...2 " and 24 inches
 Green....2 " " 24 "
 Total yardage.....8 1/3 yards.

Color Chart



The numerals are the piece numbers. Use whip stitch when appliquing to background.

NUMBER OF PIECES TO BE CUT

Piece No.1.....48 green
 " No.2.....48 yellow
 " No.3.....48 "
 " No.4.....48 "
 " No.5.....48 "
 " No.6.....48 "
 " No.7.....48 "
 " No.8.....48 "
 2 strips, 3 1/2 x 78 1/2 inches....green
 2 " , 3 1/2 x 96 1/2 inches....green
 12 squares, 18 1/4 x 18 1/4 inches..white
 NOTE: Cut strips first to get full length without piecing.

SUGGESTIONS FOR CUTTING

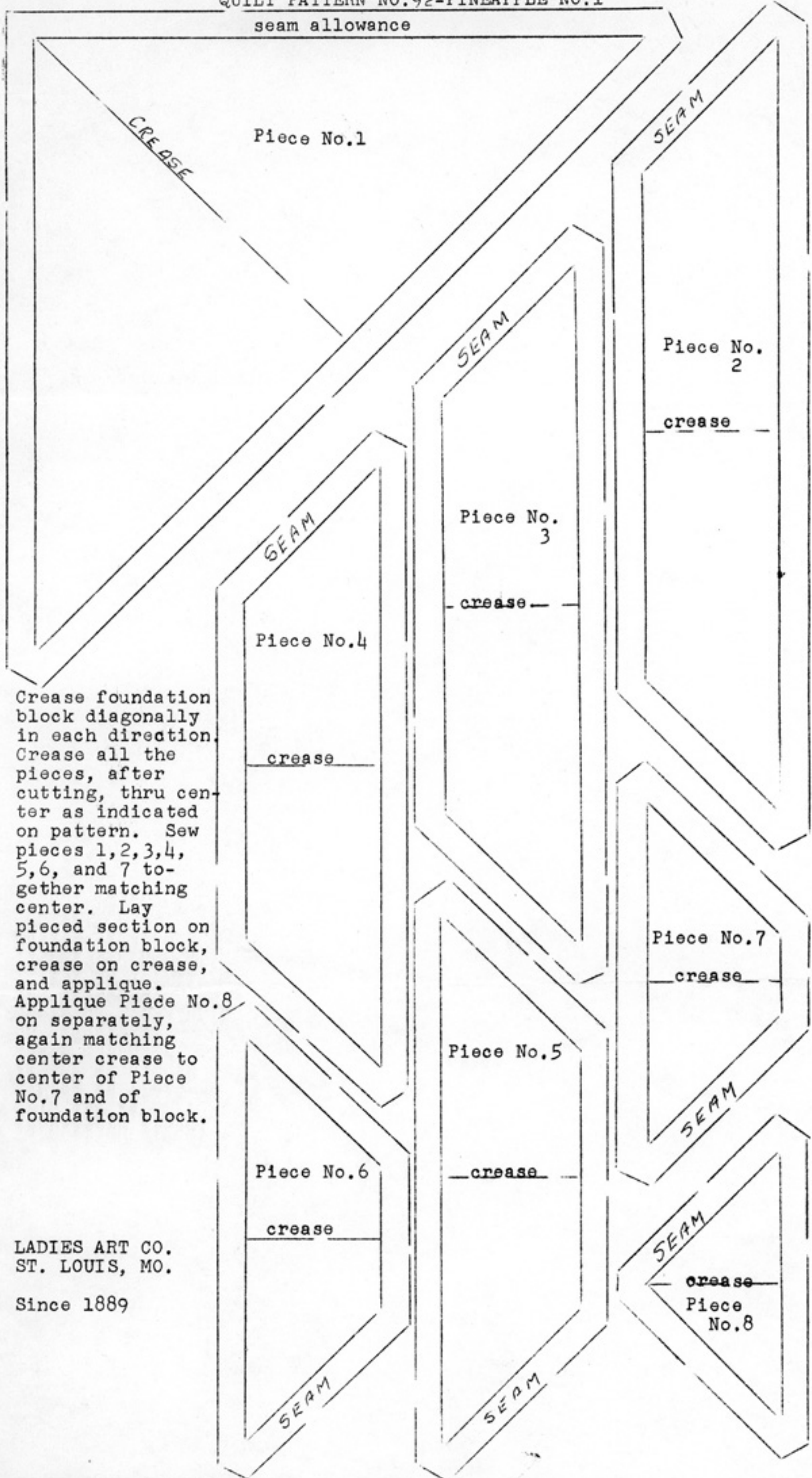
Trace pieces of the pattern on light cardboard or sandpaper and cut out. Use these cardboard or sandpaper patterns as cutting guides. The most accurate method is to lay cardboard or sandpaper patterns on the material and mark around with pencil. Cut out on pencil lines. Whenever possible lay straight edge of pattern parallel with threads of the material

QUILTING

Quilt along all the seams of the piecing. Use our quilting design No. Q89 and No.Q42(the 2-inch border size).

QUILT PATTERN NO.92-PINEAPPLE NO.1

seam allowance



Piece No.1

Piece No. 2

Piece No. 3

Piece No.4

Piece No.7

Piece No.5

Piece No.6

Piece No.8

Crease foundation block diagonally in each direction. Crease all the pieces, after cutting, thru center as indicated on pattern. Sew pieces 1,2,3,4, 5,6, and 7 together matching center. Lay pieced section on foundation block, crease on crease, and applique. Applique Piece No.8 on separately, again matching center crease to center of Piece No.7 and of foundation block.

LADIES ART CO.
ST. LOUIS, MO.

Since 1889

