


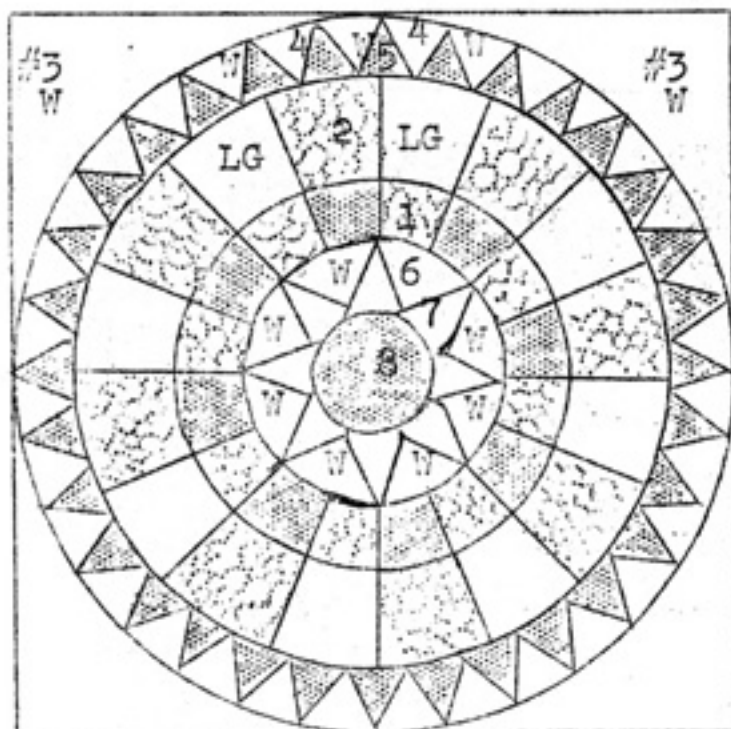
QUILT PATTERN NO. 99-GEORGETOWN CIRCLE.



96 x96 inches



LADIES ART COMPANY -----ST. LOUIS, MISSOURI.

INSTRUCTION SHEET
 GEORGETOWN CIRCLE
 PATTERN NO. 99



-  - DARK GREEN
-  - RED
- W - WHITE
- LG - LIGHT GREEN

SIZE OF QUILT: 96x96 inches.
 This quilt is made up of nine 24-
 inch pieced blocks and four 3-inch
 plain border strips.

COLORS:
 White, red and two shades of green
 are suggested for this quilt. See
 color chart at left for arrangement
 of colors.

AMOUNT OF MATERIAL REQUIRED:
 White-----6 1/4 yds.
 Red-----3 1/4 yds.
 Light Green----2 1/4 yds.
 Dark Green----3 1/4 yds.
 TOTAL:.....15 yards.

NUMBER OF PIECES TO BE CUT:

- Piece No. 1...72 Red
- Piece No. 1...72 Dk. Green
- Piece No. 2...72 Red
- Piece No. 2...72 Lt. Green
- Piece No. 3...36 White
- Piece No. 4..288 White
- Piece No. 5..288 Dk. Green
- Piece No. 6...72 White
- Piece No. 7...72 Red
- Piece No. 8....9 Dk. Green
- 4 Strips 3 1/2 x 78 1/2 inches - Red
- 4 Strips 3 1/2 x 84 1/2 inches - Dk. Green
- 4 Strips 3 1/2 x 90 1/2 inches - Lt. Green
- 4 Strips 3 1/2 x 96 1/2 inches - White

NOTE: Cut strips first to get full length without piecing.

SUGGESTIONS FOR CUTTING:

Trace pieces of the pattern on light cardboard or sandpaper and
 cut out. Use these cardboard or sandpaper pieces as cutting guides.
 The most accurate method is laying cardboard or sandpaper pieces
 (rough side down) on the material.

QUILTING:

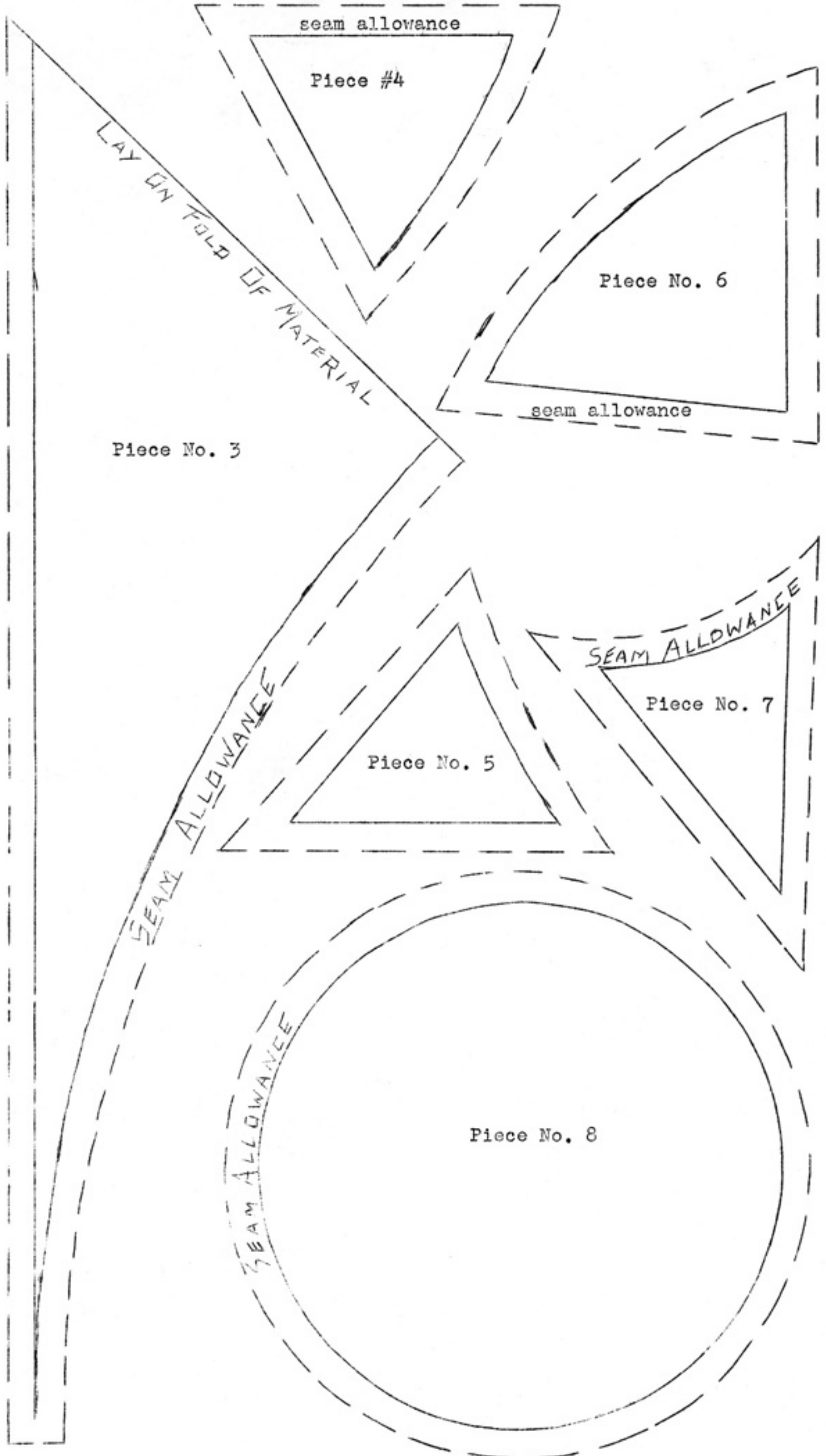
Quilt along all seams of piecing. Use our quilting pattern No. Q130
 (11-inch) over the four border strips. The circular motif, found
 in corner of this border can be used in space formed by plain
 corners of blocks.

PRICE: 80 cents.

LADIES ART CO.

ST. LOUIS, MO.

EST. 1889



seam allowance

Piece #4

LAY ON FOLD OF MATERIAL

Piece No. 6

seam allowance

Piece No. 3

SEAM ALLOWANCE

Piece No. 5

SEAM ALLOWANCE

Piece No. 7

SEAM ALLOWANCE

Piece No. 8

PATTERN SHEET
GEORGETOWN CIRCLE
PATTERN NO. 99

#2



