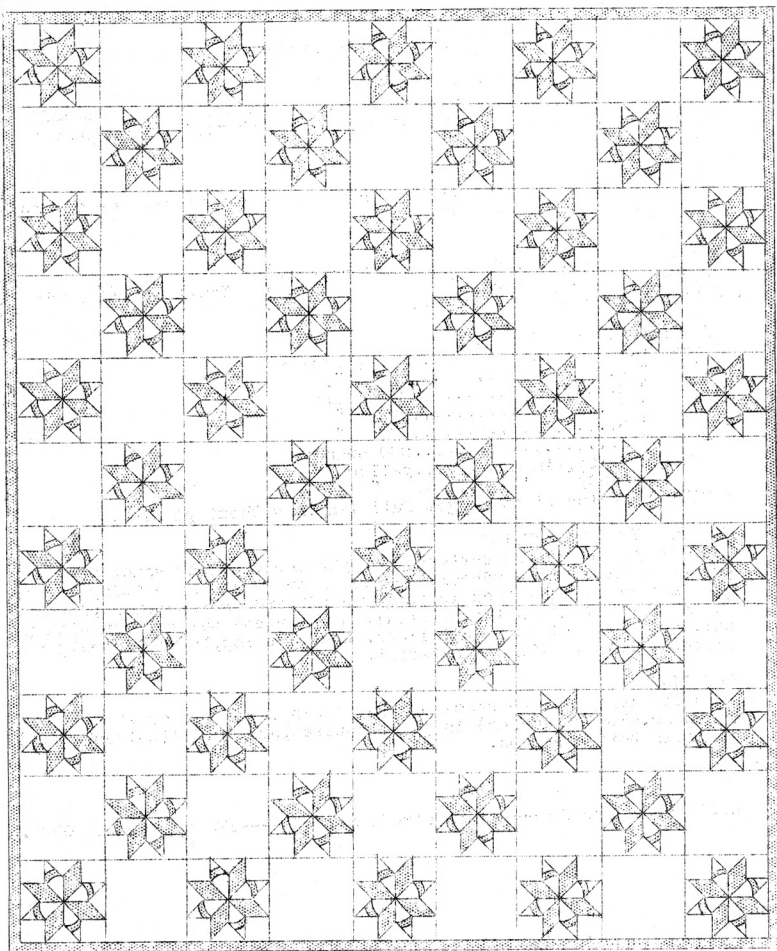


QUILT NO. 181-KING'S CROWN
86x104-inches



INSTRUCTION SHEET QUILT PATTERN NO.181-KING'S CROWN

SIZE OF QUILT 86x104-inches.

This quilt as illustrated on other side of this sheet is made of fifty 9-inch pieced blocks, forty-nine 9-inch plain blocks, and a 2½-inch plain border.

COLORS

We suggest white, yellow, and orange. For arrangement of colors see color chart on pattern sheet.

AMOUNT OF MATERIAL

White.....	7 yards and 18-inches)	
Yellow.....	3 ") Total 11 1/3 yards
Orange.....	30 inches	

NUMBER OF PIECES TO BE CUT

Piece No.1.....	200 yellow
" " 2.....	200 "
" " 3.....	200 white
" " 4.....	200 "
" " 5.....	200 "
" " 6.....	200 orange
2 strips 3x104½-inches.....	yellow
2 " 3x86½ "	"

NOTE Cut strips first to get full length without piecing.

SUGGESTIONS FOR CUTTING

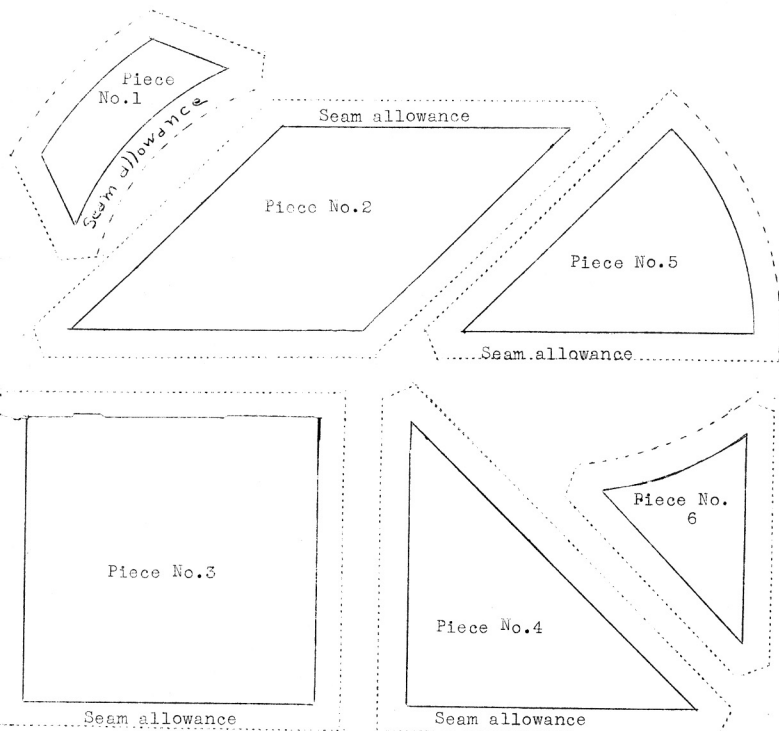
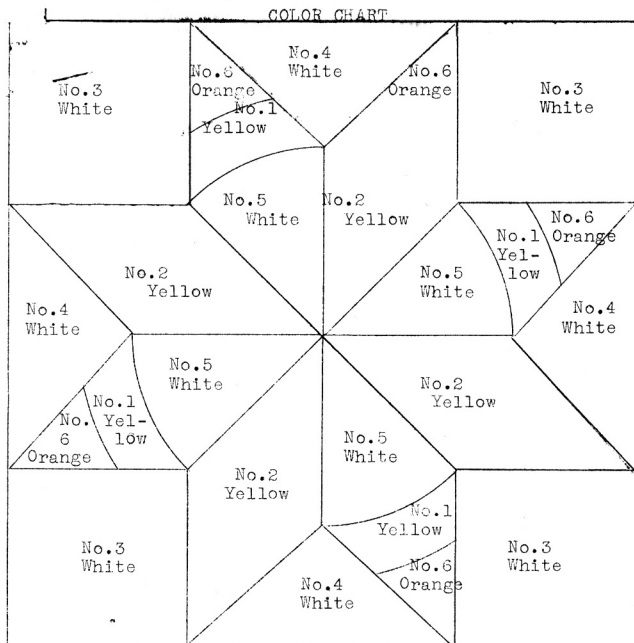
Trace pieces of the pattern on light cardboard or sandpaper and cut out. Use these cardboard or sandpaper pieces as cutting guides. The most accurate method is to lay cardboard or sandpaper pieces (rough side down) on the material. Mark around the pattern with pencil. Cut material on pencil lines. When cutting, lay all straight pieces straight with the material.


QUILTING

Quilt along all the seams of the piecing. Use our quilting designs No.Q150(8½-inches) in plain squares, and No.Q44(2-inch width) in plain border strips.

LADIES ART COMPANY-----~~3837 FINNEY AVENUE~~-----ST. LOUIS, MISSOURI.

QUILT PATTERN NO.181-KING'S CROWN





181.