


SIZE OF QUILT, 81x96 inches.
This quilt is made up of 30 fifteen inch pieced blocks set five in width and six in length with a 3-inch plain border.

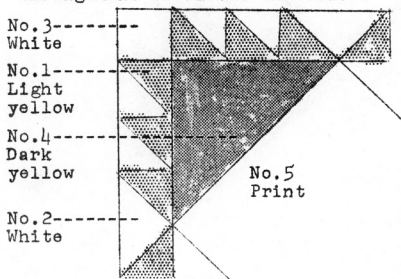
COLORS
White, light yellow, dark yellow and a harmonizing print are suggested for this quilt. Three colors of yellow also may be used; dark for Piece No.5, medium for Piece No.4 and light for Piece No.1. See Color Chart for suggested arrangement of colors and pieces.

AMOUNT OF MATERIAL
Dark yellow.....5½ yards
Print.....4 yards
White.....1½ yards
Light yellow.....1 yard



Corner of Completed Quilt

Arrangement of Pieces and Colors



NUMBER OF PIECES TO BE CUT
Piece No.1.....720 light yellow
No.1.....480 white
No.2...120 white
No.3...120 white
No.4...120 dark yellow
No.5....30 print


For border:
2 strips 3½x81½ inches) Dark yellow
2 " 3½x96½ inches)

NOTE cut border strips first to get full length without piecing.

SUGGESTIONS FOR CUTTING
Trace pieces of the pattern on light cardboard or sandpaper and cut out. Use these cardboard or sandpaper pieces as cutting guides. The most accurate method is to lay cardboard or sandpaper patterns on material and mark around with pencil. Cut out on pencil lines. Lay straight edges of the pattern parallel with the threads of the material.

QUILTING
QUILT along all seams of the piecing. Use our quilting design No. Q45, the 2 inch size on border and use our Q155(8-inch) on Piece No.5. and part on No.4

LADIES ART CO. ST. LOUIS, MO.

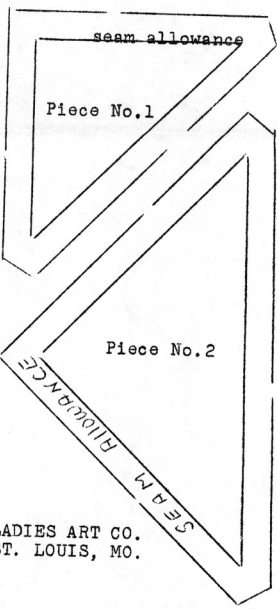
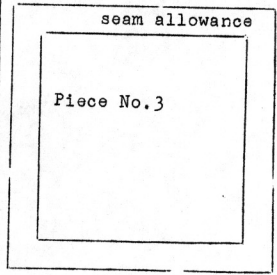
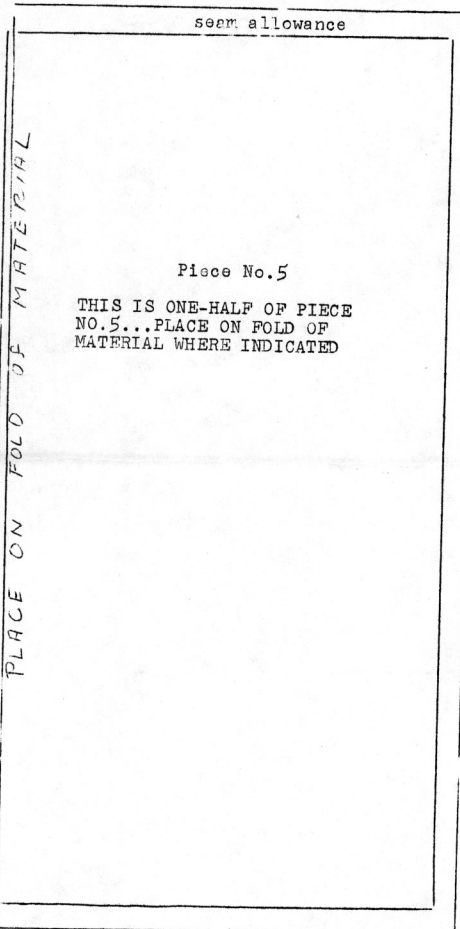
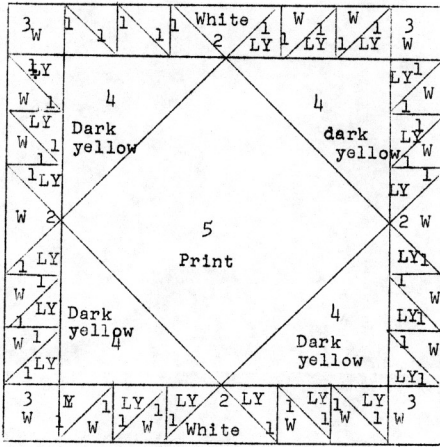


Piece No.4

seam allowance

QUILT PATTERN NO.
121
SUNSHINE

LY...Light
yellow
W...White



LADIES ART CO.
ST. LOUIS, MO.