


QUILT NO. 123-VILLAGE CHURCH
82x94-inches



INSTRUCTION SHEET
 QUILT PATTERN NO. 123-VILLAGE CHURCH

SIZE OF QUILT--82x94-inches.

This quilt is made of thirty 9x14-inch pieced blocks, each separated by 4-inch plain strips, and a 4-inch plain border.

COLORS

Red, brown, white or cream are suggested. Other color combinations may be used. Yellow and green is an attractive combination.

AMOUNT OF MATERIAL

White.....	7 yards and 12-inches)	
Brown.....	2 " " 6 ")	Total--10 2/3 yards
Red.....	1 yard " 6 ")	

NUMBER OF PIECES TO BE CUT

Piece No.1.....	60 white or cream
" No.2.....	60 " " "
" No.3.....	60 " " "
" No.4.....	30 " " "
" No.5.....	150 red
" No.6.....	30 "
" No.7.....	60 brown
" No.8.....	30 red
" No.9.....	60 brown
" No.10.....	150 "
" No.11.....	60 white or cream
" No.12.....	30 " " "
25 strips 4 1/2 x 14 1/2 inches.....	white or cream
6 " 4 1/2 x 7 1/2 ".....	" " "
2 " 4 1/2 x 9 1/2 ".....	" " "

NOTE: Cut strips first to get full length without piecing.

SUGGESTIONS FOR CUTTING

Trace pieces of pattern on light cardboard or sandpaper and cut out. Use these cardboard or sandpaper pieces as cutting guides. The most accurate method is to lay cardboard or sandpaper pieces (rough side down) on the material and mark around with pencil. Cut out on pencil lines. Whenever possible, lay straight edges of the pattern parallel with the threads of the material.


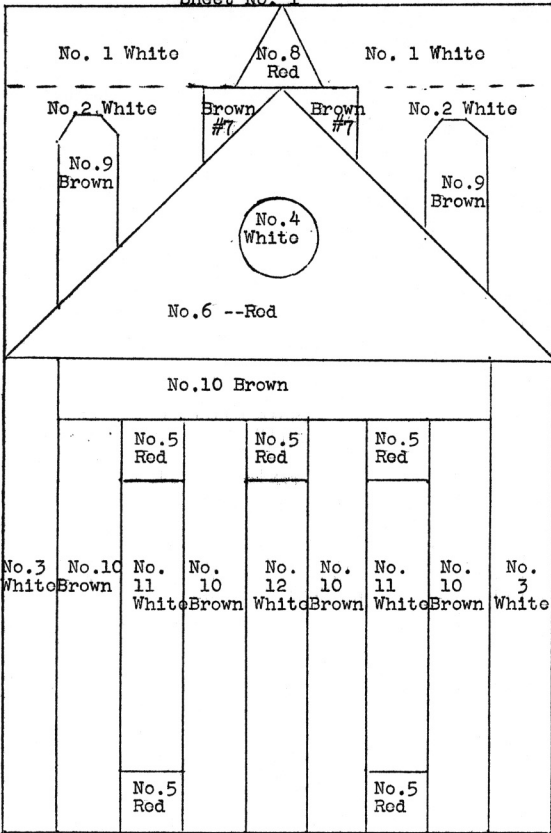
QUILTING

Quilt along all the seams of the piecing. Use our quilting design No. Q45 (3-inch width) in plain strips and border.

LADIES ART CO.

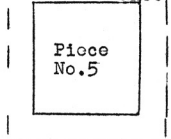
Since-1889

ST. LOUIS, MISSOURI




seam allowance

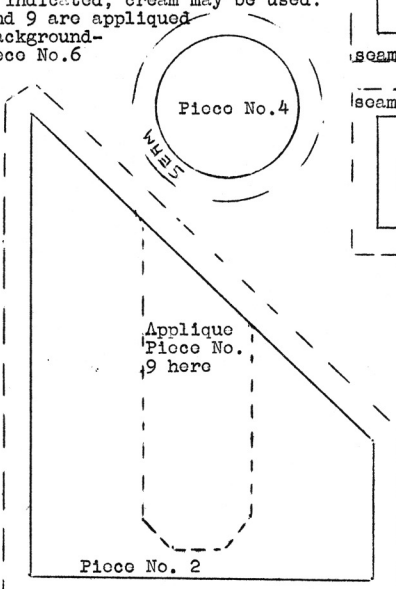
seam allowance



NOTE: Where white is indicated, cream may be used.
 Pieces No. 4 and 9 are appliqued onto the background-
 Piece No. 6



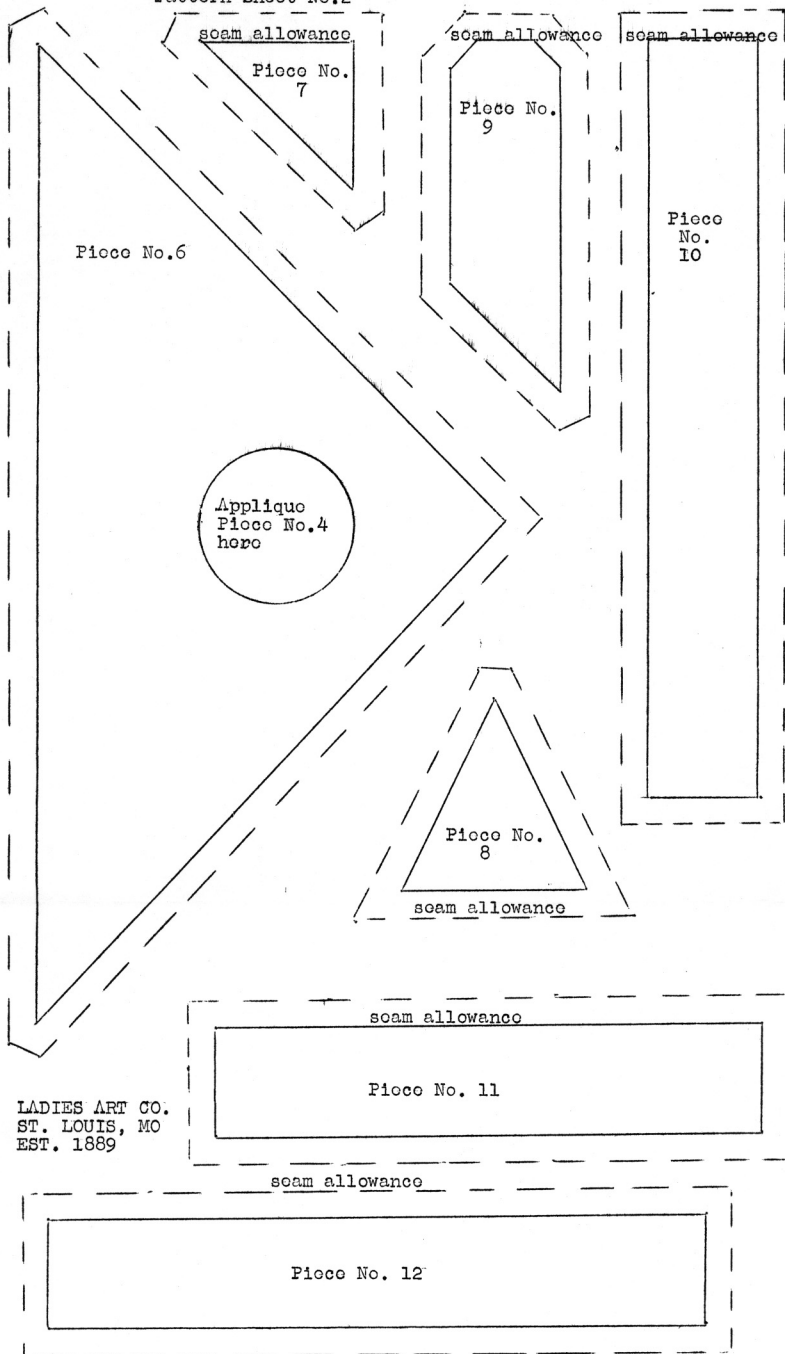
seam allowance



seam allowance



QUILT PATTERN NO. 123--VILLAGE CHURCH
Pattern Sheet No.2



LADIES ART CO.
ST. LOUIS, MO
EST. 1889