



Replicas of FAMOUS QUILTS AND MODERN QUILTING DESIGNS


These designs may be used in any colors which may be adaptable to your decorative plan.




FRIENDSHIP WREATH



THE MCGILL CHERRY QUILT



NORTH STAR



CROSS STITCH BOUQUET




THE CLIMBING ROSE




PATH THRU THE WOODS

GROUP 4
Friendship Wreath
The McGill Cherry Quilt
North Star



THE LINCOLN QUILT

GROUP 5
Cross Stitch Bouquet
The Climbing Rose



STAR OF THE EAST

GROUP 6
Path thru the Woods
The Lincoln Quilt
Star of the East

LOCKPORT COTTON BATTING COMPANY, LOCKPORT, N. Y.

"ROGERS QUALITY" BATTING MAKES THE BEST QUILT FILLING

619 303

CROSS STITCH BOUQUET

WE are pleased to be able to include in our new series of quilt patterns, this delightfully modern and equally simple pattern. While there is no cross stitching in this design, the pattern brings out all of the beauty and effective harmony prevalent in cross stitch work.

The design is worked out entirely of squares of material all exactly the same size. The beautiful bouquet effect is easily obtained by a careful selection of shades of materials.

The ladies in our quilt studio tell us that this is the most beautiful quilt they have ever been permitted to work on. We hope you will like it too.

The entire quilt is quilted in diagonal straight lines through the corners of the squares with the exception that in the panels the feather quilting design is used.

It is suggested that in making your pattern you use a blotting paper as this will not slide on the material. Be sure to allow $\frac{3}{4}$ " on all sides of the pattern for seams or turning under, as no allowance for seams has been made.

MATERIAL CHART Using 36 inch material

Part	Color	Pieces	Yardage
*Small squares	Egg shell or white	2072	3-7/12
End panel	" "	2 (16x32)	6 3/4 yds.
Side panel	" "	2 (16x44)	
Center panel side	" "	2 (9x36)	
Center panel end	" "	2 (9x12)	
Corner panel end	" "	4 (4x12)	
Corner panel side	" "	4 (4x3)	

*There are 74 egg shell, or white, squares in each block.

No. of squares to each block	Color	Total Number	Yardage
8	Light pink	224	15 inches
5	Medium pink	140	9 inches
1	Dark pink	28	3 inches
7	Light green	196	14 inches
2	Dark green	616	39 inches
1	Light blue	106	14 inches
4	Medium blue	112	8 inches
2	Dark blue	56	5 inches
9	Orchid	352	17 inches
2	Lavender	54	6 inches
2	Yellow	56	5 inches

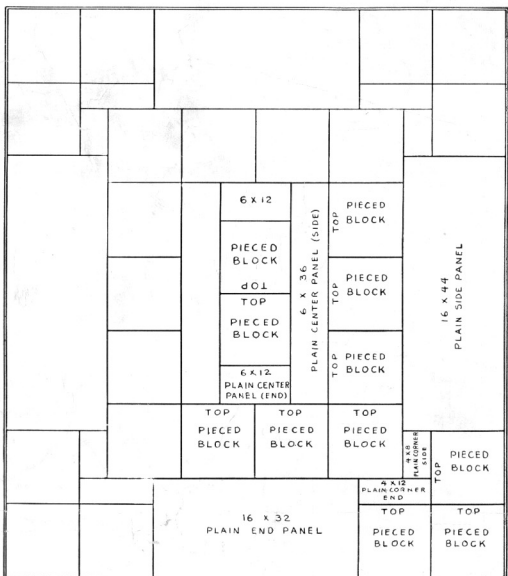



Diagram showing arrangement of pieced squares and plain panels in finished quilt.

Diagram showing the arrangement of squares in each pieced block.



- LP—light pink
- MP—medium pink
- DP—dark pink
- LG—light green
- DG—dark green
- LB—light blue
- MB—medium blue
- DB—dark blue
- O—orchid
- L—lavender
- Y—yellow
- W—white or eggshell

Allow 1/4" on all sides for seams

If you desire additional patterns, there is an excellent selection of both old and modern designs shown on the reverse side. These patterns are available in groups. You may secure any groups you desire by filling in the coupon and sending 25 cents for each group ordered.

Lockport Cotton Batting Co.
Lockport, N. Y.

LOCKPORT COTTON BATTING COMPANY
Lockport, N. Y.

Please send me the patterns in _____ Group 4

_____ Group 5

_____ Group 6

I am enclosing 25 cents * for each of the groups checked above.

Name _____

Street _____

City _____ State _____

Dealer's Name _____ Series B

* Please do not send stamps.