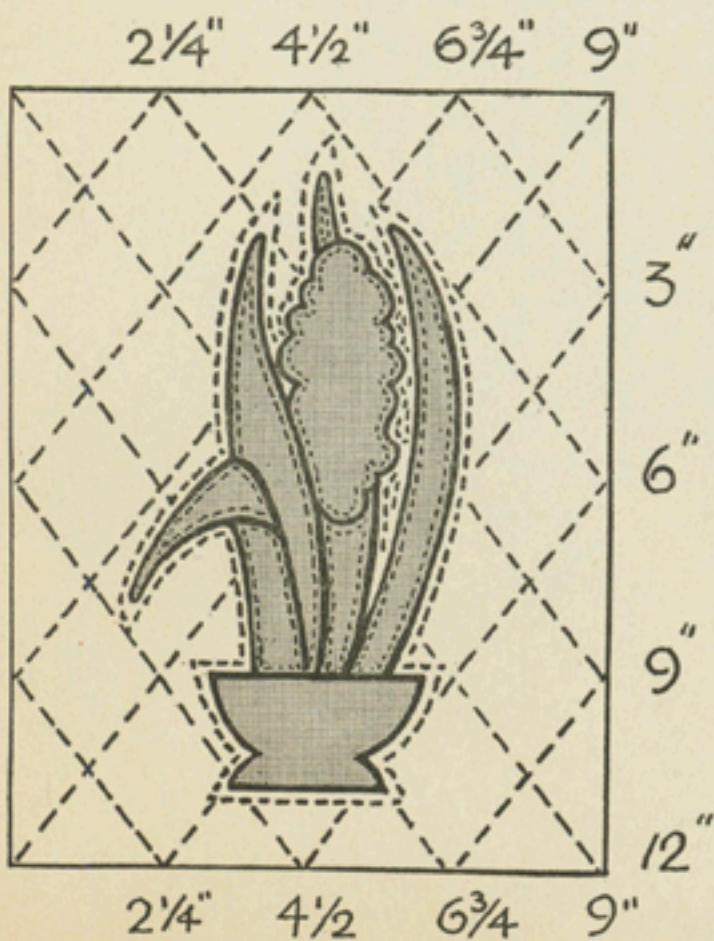



The Detroit News


QUILTING SUGGESTIONS FOR FLOWER GARDEN QUILT



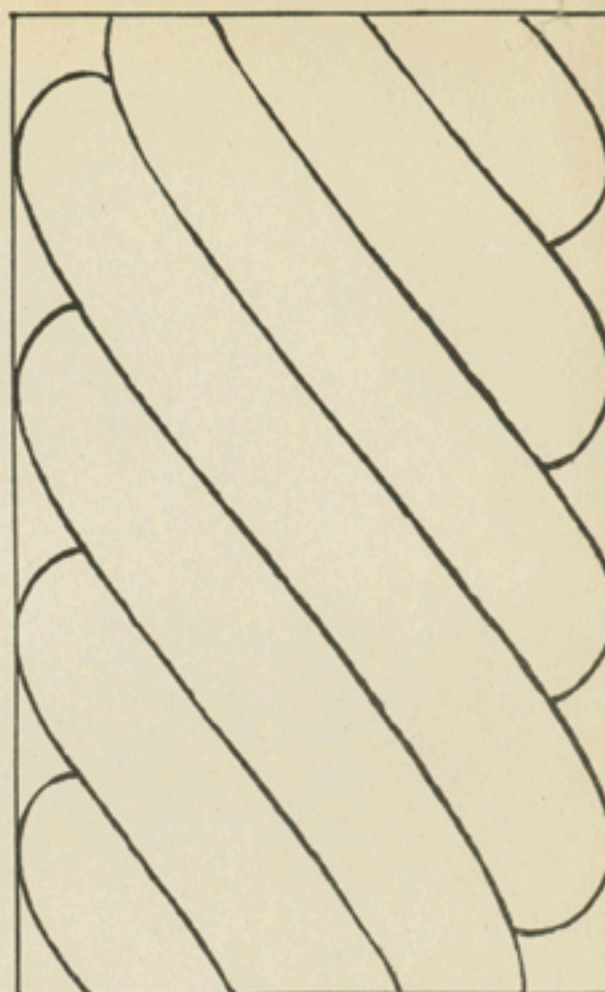
A



B



C



D

FOR those who do not wish to create their own quilting designs, these suggestions are given:

"A" shows how the lattice pattern may be laid out on the nine by twelve-inch block. First of all there should be criss-cross lines drawn between the corners. Then by measuring off the sides into quarters and drawing lines between these the pattern will be very easily laid out.

In drawing the lines, be sure not to draw them through the pattern; and it is a very good idea to quilt around the outside and inside of

the pattern very close to the edge before laying out the lattice design. A very fine hard pencil should be used for this; and a good many old-time quilters scratch the designs on with needle points, for in this way there is no colored line to show when the quilting is done.

"C" and "D" are suggestions for quilting to be used on the strips separating the blocks, "B" being used for the intersections. If carbon paper is used, be sure that a very fine hard pencil point is selected for tracing this so that there will be as little of the color showing as possible when the quilting has been completed.