

GRAND PRIZE WINNER
Sears
NATIONAL QUILTING CONTEST
 A
A CENTURY OF PROGRESS
CHICAGO
 1933



Feathered Star

Now Available—This Famous Design and Complete Outfit for Making Quilt Tops


Chosen as Grand Prize Winner from more than 15,000 entries! A quilt that surpasses anything we've ever seen for beauty of design and fine needlework! The original was on display in the Sears, Roebuck Building all during A Century of Progress Exposition. Miss Margaret Rogers Caden, its maker, was awarded the Grand National Prize of \$1000.00 and \$250.00 in regional prizes.

This original prize winning quilt was made entirely from Sears Fast Color Cottons in two shades of green combined with a green and yellow print. Border is a plain green to match the star. The beautiful feathered design is made with cotton padding, outlined with hundreds of tiny stitches.


Answering thousands of requests for this pattern, we're now offering a complete outfit for making a similar quilt top, size about 72x90 inches. This includes the proper assortment of plain and printed "80 square" cotton patches in box with illustration and instructions for making. Not Prepaid. Shipping weight, 2 pounds.

25A5799—Complete Outfit.....\$3.25

25A47201—Perforated Quilting Pattern for above. Shpg. wt., 2 oz.25c



From the back cover of SEARS CENTURY OF PROGRESS IN QUILTMaking, 1934 Sears Roebuck & Company. This booklet was published as a result of the tremendous response to the Chicago World's Fair of 1933 "A Century of Progress".



AUTUMN LEAF

Autumn Leaf, made in 1934 by Charlotte Jane Whitehill. From the collection of the Denver Art Museum. On the page opposite is an ad for a quilt pattern *Autumn Leaves* published by the Sears Roebuck and Co.

In the 1974 *THE DENVER ART MUSEUM QUILTS AND COVERLETS* by Imelda DeGraw describes Mrs. Whitehill's quilt, "In the center, where there are approximately 115 leaves, there is no duplication of calicoes. The four inch strip around the center section has repeat, padded leaf forms. The sawtooth edge was made by overlapping triangles of different colored materials." The quilt was donated to the museum by the artist. A-657. Photo courtesy Denver Art Museum

CLASSIFIED

QUILTER'S HALL OF FAME BOOKLETS - collectors items - for years 1979 & 1980. \$2.50 each postage paid. The Continental Quilting Congress, P.O. Box 561, Vienna VA 22180

INTERNATIONAL QUILT EXHIBIT-Feb 12-15, 1982 Del Mar, CA \$7000 prizes, classes. For info: SASE/2 stamps, Ruth Briggs, P.O. Box 403 Rancho Santa Fe, CA 92067

CREATE A MT ST HELENS QUILT. Eight original block designs. Complete patterns, stationery, postcards, workbook. Send 25 for leaf-Pioneer Graphics, Box 8234, Moscow, Idaho, 83843.

GARDEN OF HEARTS Applique Pattern - as seen on back cover of Summer 1980 *JOURNAL*. \$6.50 pre paid. Box 270, Mill Valley CA 94942.

UNCOVERINGS - the research papers of the American Quilt Study Group 1980 Seminar is now available. \$7.50 for members,

(Calif residents add 45' tax) \$8.50 non-members (Calif residents add 510 tax). Packaging & mailing \$1.00. Send check to AQS, 105 Molino Aye, Mill Valley, CA 94941.

JEAN RAY LAURY books autographed and available fast. Write P.O. Box 200, Prather CA 93651

THE WILD GOOSE CHASE QUILT SHOP has everything for quilters, including fabric, quilting supplies, and a collection of old quilts. Kits and classes too. Open 10-5 let. Mon-Sat. 231-17th St, Pacific Grove, CA (on the Monterey Peninsula)

HARDMAN QUILT FILM. Sound, 16 mm color, 10 minutes. Exceptional details of this masterpiece of folk art. \$25.00 rental for three days. Write for info about sales. MVQJ, Box 270 Mill Valley, CA 94942

CLASSIFIED AD RATES: 25¢ per word prepaid.

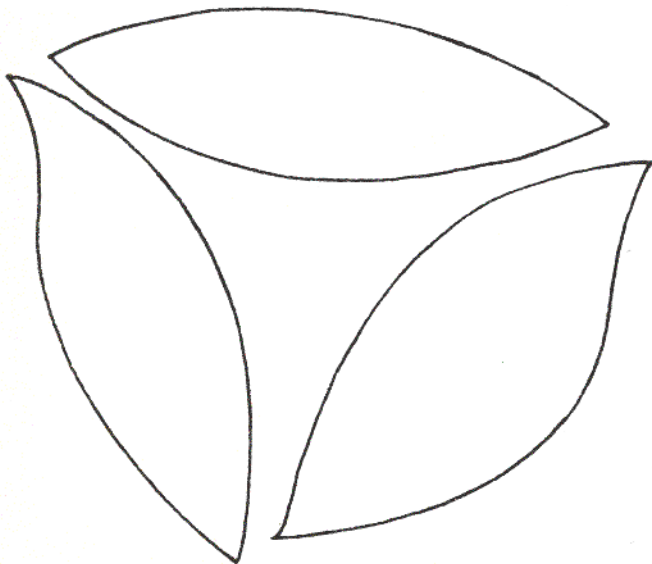
AUTUMN LEAVES

From SEARS CENTURY OF PROGRESS IN QUILTMaking, Sears Roebuck and Co @ 1934

...you can almost hear them rustle

"Meaning this popular 'Autumn Leaves' applique quilt of course; well done, it seemed a sure-fire prize winning entry in the National Quilting Contest. Several of them carried away fine prizes. Formerly this appealing pattern was called 'Thousand Leaves' probably because about a thousand pieces as outlined below went into the design. Or, in working them out, they may have only seemed like a thousand! If you have ever seen the exquisite colorful effect of a finished original, you never guessed they were so easy to make.

"'Autumn Leaves'...is a 'Top Quilt' or a 'Lapful' as our grandmothers were wont to call it. In making, sew the top together, then measure top and applique the design..."



Mat'ls req'd: 7 yds white, 3 yds ass't prints, 3 bolts green bias tape for stems. The design can be varied by adding a 2" strip of green between the quilt and the border. Bind outer edge of quilt with green quilt binding. Allow for seams