

The Prize-Winning Quilt Design

By AUNT MARTHA



The Modernistic Star—winner of first cash prize of \$50.
Submitted by Miss Rose Marie Lowery, Davenport, Nebraska.

Miss Lowery writes, "The Modernistic Star is original in design. It was developed to express some of the beauty of modern art in materials and means available to a lover of patchwork."

SOME OF THE OTHER WINNERS Cut Out Quilts

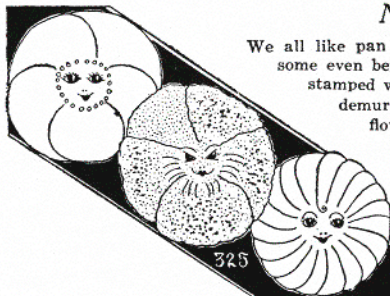
- | | | |
|--|--|--------------------------------------|
| \$5 Cash | | \$1 Cash |
| Mrs. Loran K. Conklin, Jr.
Iowa City, Ia. | Mrs. John Sparks,
Frisco, Tex. | Mrs. Wm. R. Boggs,
Argos, Ind. |
| Mrs. Birdie M. Trout,
Doniphan, Mo. | Miss Rayburn Webster,
Ferron Park, Wis. | Claire Washburn,
Kennewick, Wash. |
| Mrs. G. J. McVey,
Ft. Madison, Ia. | Miss Sophie Katzea,
Waubay, S. D. | Mrs. Nora D. Mathery,
Bear, Del. |

Cut Out Pillows

- | | | |
|---|------------------------------------|----------------------------------|
| Mrs. Maidie M. Powell,
Hanston, Kan. | Mrs. M. T. Swan,
Portland, Ore. | Mrs. Fred Nobert,
Clyde, Kan. |
|---|------------------------------------|----------------------------------|

Then there are the hundred designs receiving cutting patterns of the winners as listed above. More of these designs and winners will be given in the near future as space permits.

Novel Pan Holders



We all like pan holders—they are so useful. But here are some even better—they are decorative too. All three are stamped with flower faces, a blush pink wild rose, the demure pansy of orchid and the impish yellow sunflower. These will make quick work, for they are to be done in outline stitch and French knots, and an old bath towel or blanket, etc., can be used for padding. These will make a most acceptable gift stamped for embroidering, ready-cut and floss to complete, No. 325 may be had for 25 cents a set, or three sets for 65 cents.

MY READERS can never have the slightest idea how simply overwhelmed I was with the many beautiful quilt blocks I received in the recent contest. There were new ones—there were old ones—there were perfectly gorgeous ones—there were absolutely original ones—a joy to behold.

I am more sorry than I can say that you could not all have a prize, or that I couldn't distribute more of them. It actually makes my heart sick when I think of the many pretty ones that it was necessary to pass by. It was more work than I had ever imagined to decide whose block was the best, so in fairness to all a committee of impartial quilt lovers did this for me.

Upon the very narrowest decision, the first prize was awarded to Miss Rose Marie Lowery of Davenport, Nebraska. Miss Lowery is a true lover of quilts, as she says: "I like to pass on things of beauty even though there is no prize connected with them."

The picture of Miss Lowery's quilt shown here as an original design may give you a faint idea as to the exquisite beauty and grace of it. Neither word nor picture can fully do it justice. It must be seen "in real life" to be fully appreciated. The Modernistic Star Quilt typifies all that is lovely in today's trend in line and color, yet carries us back to the tranquil atmosphere of yesteryear.

Many color combinations are possible. The original block had a central star of deep blue, with graceful rays of green and orange on a field of white. The hexagons are cleverly joined with triangles. As interesting as the block itself is the double border suggestion of green between narrow strips of orange; with the two groups separated by a white strip. The quilt generously measures 79x97 inches, and would also be pretty in orchid, pink and green, or yellow, orange and green.

Because so many of these pleasing designs winning prizes have never before been published, my friends have urged me to assemble them in a book, and that is exactly what I am doing. You shall see pictured every one of the winning blocks, besides many new and pleasing quilting patterns, and other enticing novelties. I am offering both applique and patchwork quilts, as well as some that combine both in this new beautifully colored book. There will be accurate cutting patterns of at least fourteen of the winning blocks—patterns that have actually been used in cloth before they are passed on to you.

I have worked these out for you with directions, suggestions for color combinations with estimated yardage, and full seam allowance for each piece. Every one of you, I am sure, will wish a copy of this colorful book eight and one-half inches wide by eleven inches long, with its many new and unusual patterns. You will be enthralled with the interesting history connected with many of these.

The printer has promised to deliver these by the 1st of October, so to insure receiving one of the first copies, use the coupon below. Many of my readers will immediately wish a completely cut out quilt of the Modernistic Star, or at least a pillow. These are furnished in the soft color fast materials in any of the three color combinations suggested above. The pillow is especially pleasing, being six sided, with the back and boxing in black.

COUPON

The Modern Woodman,
Rock Island, Ill.

Please send me as soon as possible your new colorful 24-page book, (No. C300) "Prize-Winning Quilt Designs," containing fourteen actual cutting patterns and over one hundred quilting, applique, patchwork designs and novelties.

..... C300 \$ 25
 C241 Material ready-cut for complete quilt top, 79x97 inches..... 3.98
 C241A, Material ready-cut for complete seventeen-inch pillow..... .65
 (Be sure to give color. Allow a week to 10 days for delivery.)

Total enclosed

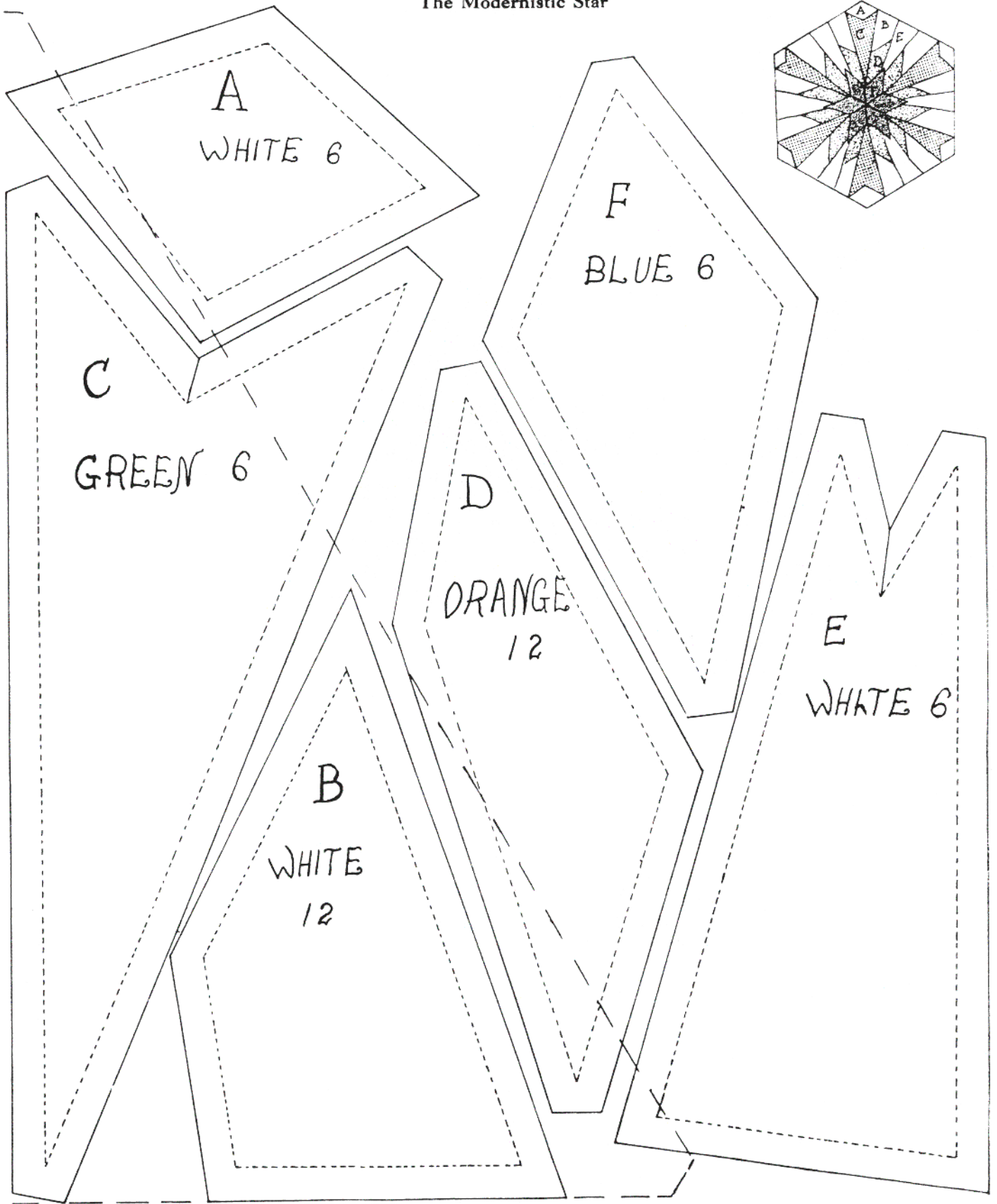
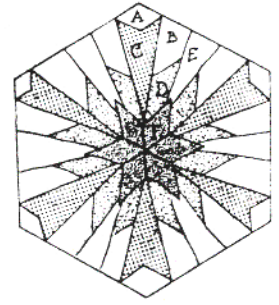
Name

Address

.....

.....

The Modernistic Star



Modernistic Star

Submitted by

Miss Rose Marie Lowery, Davenport, Nebraska

From the pamphlet PRIZE WINNING DESIGNS distributed by the DES MOINES TRIBUNE See page 17 for another article and a picture of the quilt.

The Modernistic Star

The Modernistic Star is the quilt illustrated in colors on the cover design of this book.

This original design typifies all that is lovely in today's trend in line and color, yet carries us back to the tranquil atmosphere of yesteryear. While many color combinations are possible the original block had a central star of deep blue with graceful rays of green and orange. The hexagons are cleverly joined with triangles.

As interesting as the block itself is the double border suggestion of green between narrow strips of orange with two groups separated by a white strip. The border is 14 inches wide. Cut the four orange strips 11,4 inches, the two green strips 3 1/2 inches and the white, 4 inches.

The blocks are set together in three rows. The outside rows have four blocks. The center row has three whole blocks with a half block at each end. The completed quilt measures 79 x 97 inches.

Note on the pattern the half triangle indicated by a long broken line. You will need eight of these to fill out the triangles on the ends of the quilt. Lay this half triangle on the fold of the material and cut 20 equal sided triangles. These are used to set the blocks together and fill in along the sides.

Each block is a hexagon when completed. The small white pieces (A) are sewed into the top of the long pointed pieces of green (C). The medium size white pieces (B) are joined to the orange or orchid pieces, (D) and these strips are sewed to the sides of the green pieces. The larger white pieces (E) join the groups thus formed. This makes a hexagon with a star-shaped opening in the center. The diamonds (F) are joined at the SHORTER edges and the star this makes is sewed into the opening. Or the hexagon could be placed in halves, making a straight seam through the middle.

You will need 2/3 of a yard of blue, 2 yards of green, 2 yards of orange and 4 yards of white.

This quilt would also be pretty in orchid, pink and green, or yellow, orange and green.

C241 Material ready cut for complete quilt top, 79 x 97 \$3.98
C241A. Material ready cut for complete 17-inch pillow... .65

In the 1983 gift catalog from the Art Institute of Chicago are many items with a "cheerful Blue iris" design... adapted from an American bedcover, 1945". Though credit is not given the design is adapted from the "Blue iris" made and given to the museum by Dr Jeannette Dean Throckmorton. It is pictured in the catalog AMERICAN QUILTS FROM THE ART INSTITUTE OF CHICAGO, 1966. #59.329

Dr Jeannette Dean-Throckmorton was pictured on the cover and as the feature story of the Spring 1979 JOURNAL. An updated biographical sketch about her is published in the winter issue 1984 of LADYS' CIRCLE PATCHWORK QUILTS.

Four of Dr Throckmorton's quilts are in the collection of the Art Institute of Chicago. "The Modernistic Star" is in the Gross collection.

Dr Throckmorton loved to make quilts and apparently saved everything she could find that pertained to them. Her collection included many pattern books, the Art Institute of Chicago catalog, magazine pictures and articles and her own drawings and notations. We are indebted to her friends Ruth Rankin for saving the material and sharing it with us.

PRIZE WINNING DESIGNS is one of the pamphlets from her collection. Her copy is well worn and the edges are a little tattered. The article appearing on pg 17 is also from her collection.

The pamphlet PRIZE WINNING DESIGNS is undated. The name and address of the DES MOINES TRIBUNE is rubber stamped in a space on the cover. Note on page 17, the name and address listed is THE MODERN WOODMAN, Rock Island, Ill. This suggests that the pamphlet may have had wide distribution.

The colors Dr Throckmorton chose for her "Modernistic Star" are a variation of the suggested yellow, orange and green listed in the final paragraph. She made a notation in pencil at the bottom of the instructions, "Peach, yellow - bright, green - medium"

The pattern was cut from cardboard and carefully saved by inserting the pieces in an envelope and attaching the envelope to the page with pins.

Many of Dr Throckmorton's quilts have her name and the date she made the quilt in cording. "Modernistic Star" is inscribed at the top "Jeannette Anne Crapenhof" and at the bottom center "Aunt Jeannette, 1943".

