


Grand Mamma Drum!




Home Needlework Magazine

JUNE 1916

TEN CENTS

Something New in Patchwork



THIS KITTEN DESIGN MAKES A NICE PLAY RUG OR CRIB QUILT

By Alta Millard

DESIGN No. 166-26. *Size, 26 x 36 inches when finished.* Design stamped on tan chambray, on pink and blue chambray for appliqué, and unbleached cotton sheeting and pink chambray, not stamped, for foundation and lining, \$1.00, or given for three subscriptions, of which your own may be one. Embroidery cotton, 6 cents extra.


NOT so very long ago Grandmother was called old-fashioned if she was seen with her basket of patches, but now even the younger generation consider it quite the thing to cut all sorts of queer shapes from just as many colors, and ar-

range them artistically to make various articles.


The three patterns shown are made on a foundation of unbleached cotton. In each case, the outlines of the patches are stamped on the foundation, so one will

know just where to place them. After the patches are cut out, the edges are turned in one-eighth of an inch, then felled to the foundation. A paper pattern is furnished of the patches, these to be cut out by the worker.

On the kitten design, which has been reproduced in color and shown on the cover of the magazine, the band is of tan chambray. This should be applied first. The kittens alternate light pink and blue, with the lines on the body and head outlined in black. The spools and thread are also outlined in black. The lining is of pink chambray with an interlining of sheet-wadding. The quilting lines are made diagonally, and should be drawn



DESIGN IN PINK AND GREEN, JOINING FOUR BLOCKS TO MAKE THE PATTERN
DESIGN No. 166-27. *Size when finished, about 72 x 84 inches.* Design for 42 blocks stamped on unbleached cotton sheeting, pink and green chambray not stamped for patches, and a brown paper pattern for cutting the sections, \$3.00. Perforated pattern of one block, 20 cents. Unbleached cotton sheeting for lining, \$1.40 extra. Pink chambray for lining, \$1.50 extra. Pink chambray for binding only, 35 cents extra.



SQUARE WITH BLUE, GREEN, AND TAN PATCHES
DESIGN No. 166-28. *Size when finished, about 80 x 96 inches.* Design for 30 blocks stamped on unbleached cotton sheeting, green, blue, and tan chambray not stamped for patches, and a brown paper pattern for cutting sections, \$4.00. Perforated pattern of one block, 30 cents. Unbleached cotton sheeting for lining, \$1.40 extra. Blue chambray for lining and binding, \$2.20 extra.

in very lightly so they will not show between the stitches. If heavily padded, this design might be used for a play-rug, or, if thinner padding is used, it makes a nice crib-quilt. In either case, the design is sure to please the child. If preferred, pink and blue chambray only may be used, having the band of one color and the kittens of the other.

The design for the quilt at the top of the page is made by joining four squares. The quilting lines will be stamped on the foundation. These are dotted lines, the stitches to be taken exactly on the dots and completely covering them.

Pink chambray is used for the flowers and corner motifs, and green for the leaves and stems.

The pattern at the bottom of the page makes a sixteen-inch square. This also has a foundation of unbleached cotton, with the patches of blue, tan, and green. Use the blue for the flowers, green for leaves, and tan for the wide stems.