

CROWN OF THORNS QUILT PATTERN: A BIBLE BLOCK

"...and the soldier platted a crown of thorns and put it on his head and they put him in a purple robe." John 19:1-5

WORDS FROM CHARLOTTE BULL

This block pattern is very simple and very effective. Traditionally it is done with just two contrasting solid colors, but some versions use a medium print for the triangles that represent the thorns.

Also known as the Wedding Ring or Georgetown Circle, this block has been done in a striking Amish block as well as pastel pink and white.


12" BLOCK PATTERNS FOR TEMPLATES & ROTARY CUTTING

Quilting experience is assumed for this New Testament block as there are no specific directions. I suggest you use the templates if you are making a sampler quilt. If you are making a full quilt with this pattern you can use the rotary cutting PDF as a guide but some are not complete.

If you are new to quilting I recommend the [Old Testament blocks](#).


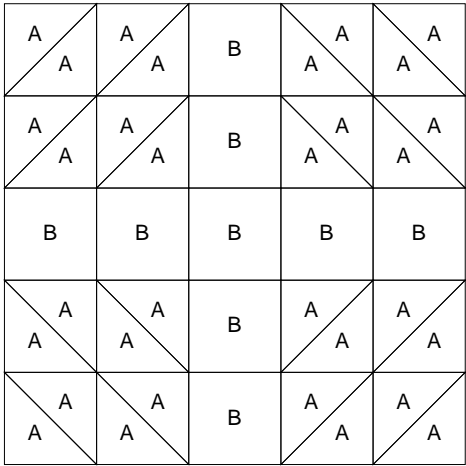
[CROWN OF THORNS ROTARY CUTTING PDF](#)

[CROWN OF THORNS TEMPLATES PDF](#)

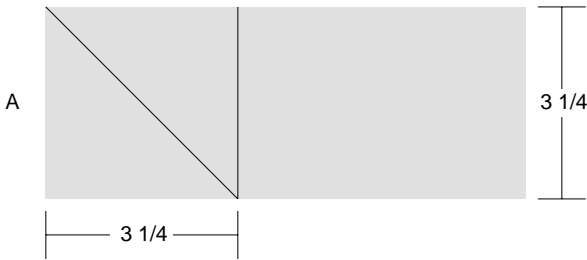


Crown of Thorns

Key Block (1/5 actual size)



Cutting Diagrams



Patch Count



Crown of Thorns

Key Block (29/100 actual size)

