

## STORM AT SEA QUILT PATTERN: A BIBLE BLOCK

"..and there arose a great storm of wind and the waves beat into the ship so that it was full." When Jesus awoke, he rebuked the wind, but he also rebuked the men for lacking faith. Why are we fearful? Mark 4: 36-41

### WORDS FROM CHARLOTTE BULL

This is another pattern that has several different designs by the same name and 4 or 5 variations of this specific design.

It is especially attractive when set edge to edge as there appear to be circular swirls created only by straight lines of shapes.

Just doing one block requires a liking for mini-piecing, but it is really a great design when done in many shades of blue and blue green. You might even incorporate one of the fabrics with a waves pattern. There are just 65 pieces in the block.



### 12" BLOCK PATTERNS FOR TEMPLATES & ROTARY CUTTING

Quilting experience is assumed for this New Testament block as there are no specific directions. I suggest you use the templates if you are making a sampler quilt. If you are making a full quilt with this pattern you can use the rotary cutting PDF as a guide but some are not complete.


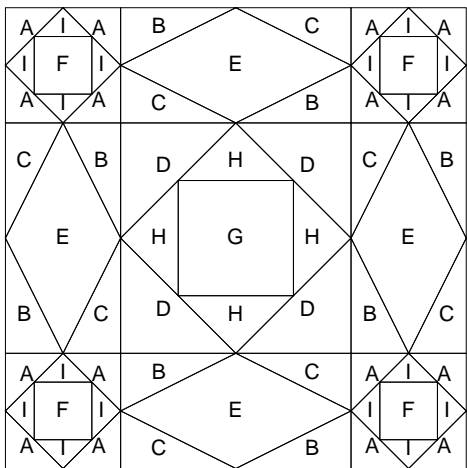
If you are new to quilting I recommend the [Old Testament blocks](#).

[STORM AT SEA ROTARY CUTTING PDF](#)

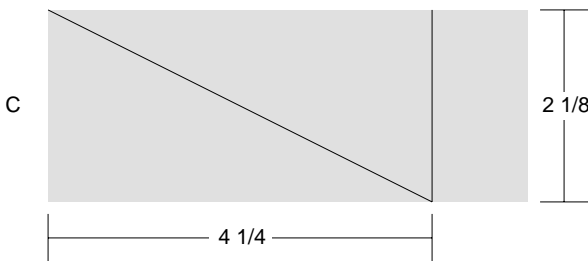
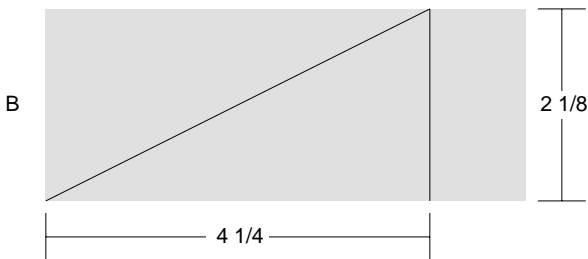
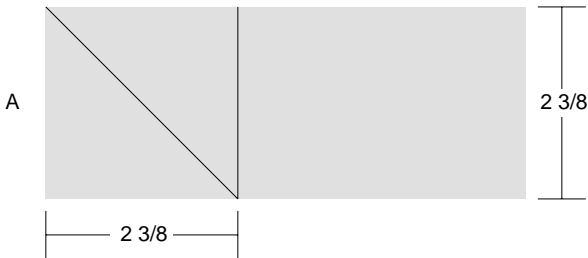
[STORM AT SEA TEMPLATES PDF](#)

# Storm at Sea

Key Block (1/5 actual size)



## Cutting Diagrams



## Patch Count



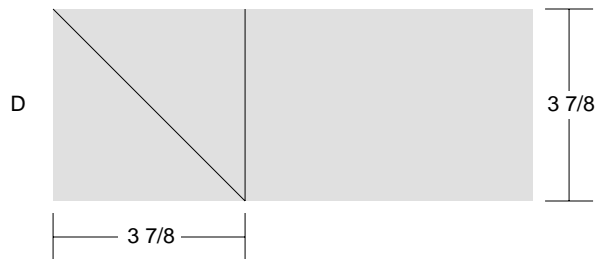
16 patches



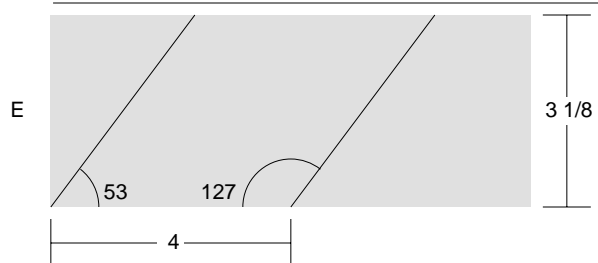
8 patches




8 patches



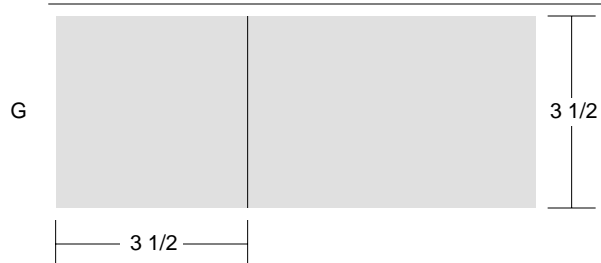
4 patches



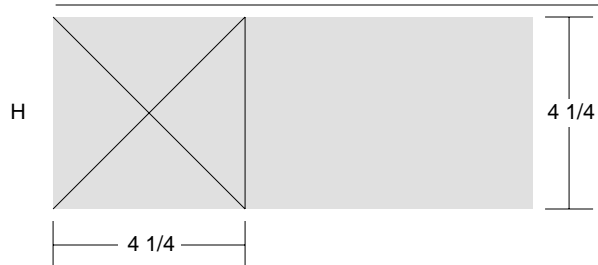
4 patches



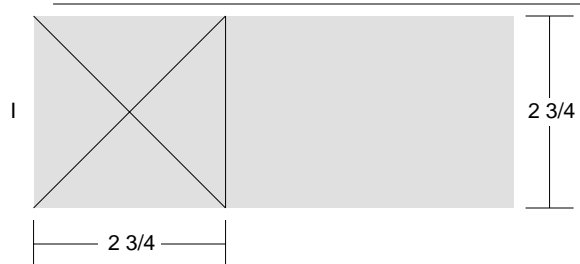
4 patches



1 patch



4 patches



16 patches

# Storm at Sea

Key Block (29/100 actual size)

